

Prices - Sep-24

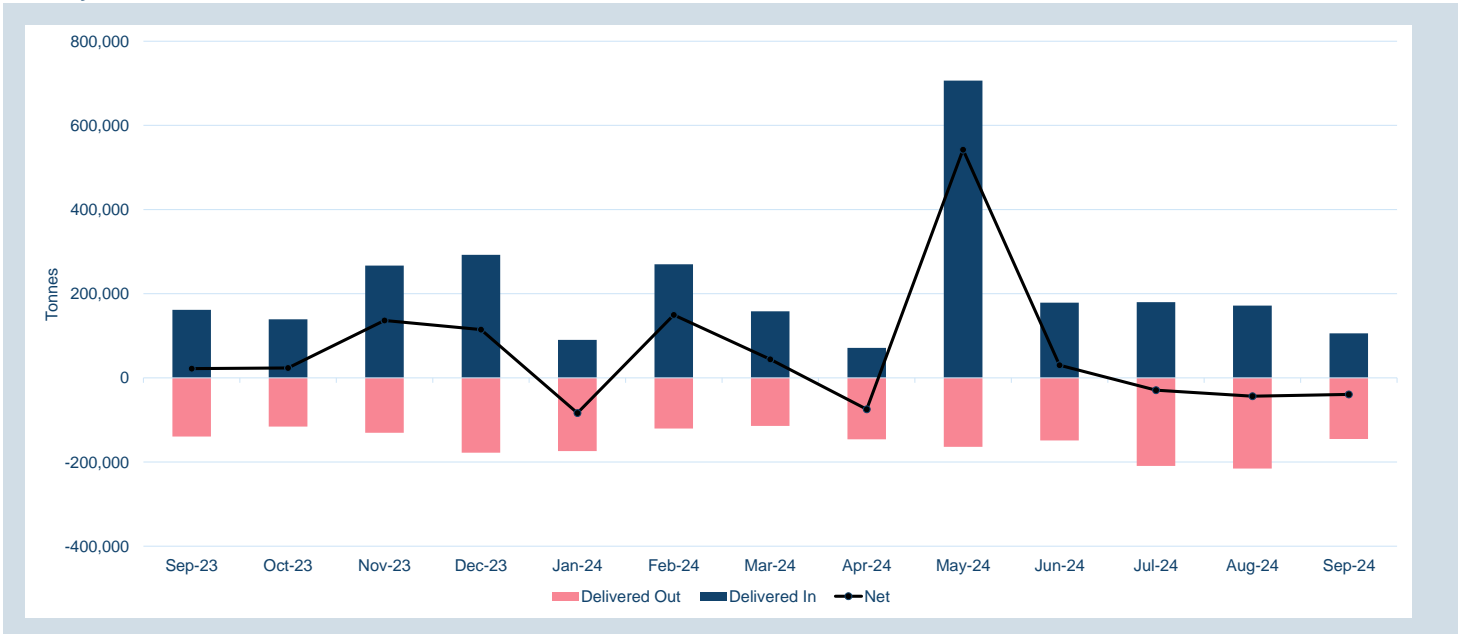
Contract	Official Cash Settlement Price				Official 3 Month Price			
	Average	Low	High	*M/M Change %	Average	Low	High	*M/M Change %
LME Aluminium	\$2,451.67	\$2,318.00	\$2,611.00	5.0%	\$2,468.57	\$2,333.50	\$2,624.00	3.9%
LME Aluminium Alloy	\$2,269.10	\$2,100.00	\$2,544.00	-8.6%	\$2,215.24	\$2,106.00	\$2,360.00	-6.5%
LME NASAAC	\$2,485.71	\$2,450.00	\$2,500.00	-0.6%	\$2,485.71	\$2,450.00	\$2,500.00	-0.6%
LME Copper	\$9,254.50	\$8,830.50	\$9,860.00	3.2%	\$9,384.86	\$8,959.00	\$9,995.00	3.3%
LME Lead	\$2,007.36	\$1,912.00	\$2,101.00	0.2%	\$2,045.26	\$1,953.50	\$2,138.00	0.3%
LME Nickel	\$16,117.86	\$15,610.00	\$17,005.00	-0.8%	\$16,366.67	\$15,830.00	\$17,310.00	-0.8%
LME Tin	\$31,643.81	\$30,200.00	\$33,325.00	0.4%	\$31,670.00	\$30,150.00	\$33,305.00	0.4%
LME Zinc	\$2,840.79	\$2,653.00	\$3,075.50	4.8%	\$2,883.86	\$2,698.50	\$3,111.00	4.4%
LME Cobalt	\$24,079.76	\$24,005.00	\$24,155.00	-4.7%	\$24,300.00	\$24,300.00	\$24,300.00	-5.3%

* Percentage change in average price from previous month

Warehouse stock movements (tonnes) - Sep-24

Contract	Delivered In	Delivered Out	Net	Closing
LME Aluminium	4,925	61,900	56,975	790,450
LME Aluminium Alloy	-	-	-	1,600
LME NASAAC	-	-	-	220
LME Copper	13,475	33,950	20,475	300,175
LME Lead	32,450	12,700	19,750	199,125
LME Nickel	14,112	2,250	11,862	131,178
LME Tin	550	585	35	4,595
LME Zinc	40,325	33,675	6,650	249,875
LME Cobalt	-	-	-	115
Total	105,837	145,060	39,223	1,677,333

Monthly Warehouse Stock Movements



© The London Metal Exchange - An HKEX Company, 10 Finsbury Square, London EC2A 1AJ

The information contained within this presentation is for illustrative and educational purposes only and should not be relied upon in making any investment decision. The past performance of any commodity, derivative or other product referred to in the presentation cannot be relied upon as a guide to its future performance. Whilst every effort has been made to ensure the information is up-to-date and correct, the LME cannot guarantee that it is completely accurate and free from human error. The information is published "as is" without any warranty of any kind, express or implied, as to accuracy of the information and the LME shall not be liable for any losses or damage that may result from use of the presentation as a consequence of any inaccuracies in, or any omissions from, the information which it may contain. The information may not be reproduced, distributed or transmitted to any other person or incorporated in any way into another publication or other material.

Volumes - Sep-24

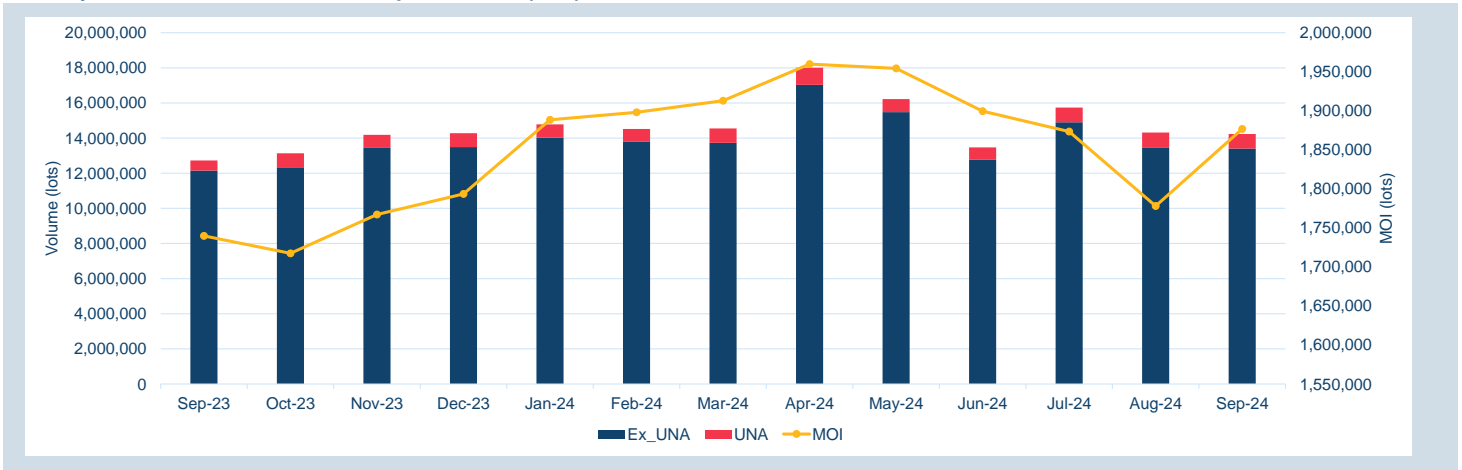
Contract	ADV (lots)	ADV Y/Y change % *	Volume Year to date (lots)	Tonnes Year to date (millions)	Futures Market Open Interest **
Non-ferrous metals (futures, traded options and TAPOs)					
LME Aluminium	264,183	8.2%	53,578,169	1,339	755,496
LME Aluminium Alloy	6	-	1,539	0	-
LME NASAAC	-	-	15	0	5
LME Copper	147,375	2.2%	31,204,750	780	406,248
LME Lead	73,724	15.2%	14,382,828	360	169,972
LME Nickel	68,659	57.1%	12,913,685	77	235,258
LME Tin	5,905	14.6%	1,255,924	6	20,882
LME Zinc	108,124	11.9%	21,350,645	534	274,592
LME M A Futures***	271	-5.4%	72,653	2	8,923
LMEminis	-	-	-	-	-
LME Premiums					
LME Aluminium Premium Duty paid US Midwest (Platts)	-	-100.0%	930	0	240
LME Aluminium Premium Duty Paid European (Fastmarkets MB)	59	62.9%	12,400	0	1,916
Minor Metals (futures)					
LME Cobalt	-	-	1,020	0	185
Ferrous (futures)					
LME Steel HRC FOB China (Argus)	341	142.1%	80,763	1	1,902
LME Steel HRC N. America (Platts)	-	-	-	-	-
LME Steel Scrap CFR Turkey (Platts)	4,436	67.3%	937,635	9	21,524
LME Steel Scrap CFR India (Platts)	1	10.0%	414	0	16
LME Steel Rebar FOB Turkey (Platts)	332	52.7%	43,265	0	2,355
LME Steel Scrap CFR Taiwan (Argus)	0	-96.1%	153	0	3
LME HRC NW Europe (Argus)	-	-	-	-	-
Precious (futures)					
LME Gold	-	-	-	-	-
Total	673,415	12.0%	135,836,788	3,109	1,899,517
Total (excl. UNA)	639,071				

*Percentage year-on-year change between current month and corresponding month in the previous year.

**Last trading day of month

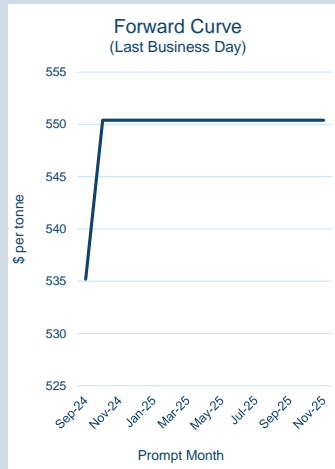
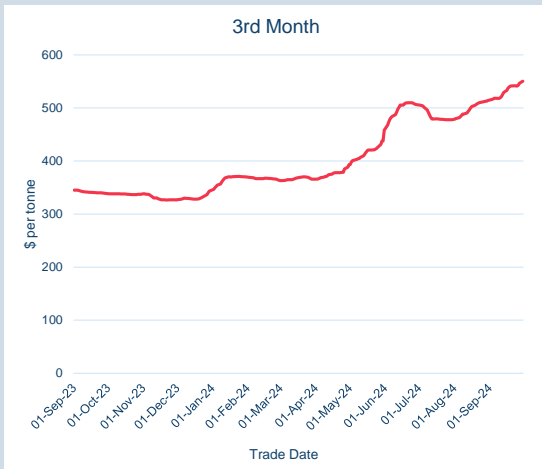
***LME Monthly Average Futures include contracts for aluminium, aluminium alloy, NASAAC, copper, nickel, lead, tin and zinc

Monthly Volumes & Futures Market Open Interest (MOI)



© The London Metal Exchange - An HKEX Company. 10 Finsbury Square, London EC2A 1AJ

The information contained within this presentation is for illustrative and educational purposes only and should not be relied upon in making any investment decision. The past performance of any commodity, derivative or other product referred to in the presentation cannot be relied upon as a guide to its future performance. Whilst every effort has been made to ensure the information is up-to-date and correct, the LME cannot guarantee that it is completely accurate and free from human error. The information is published "as is" without any warranty of any kind, express or implied, as to accuracy of the information and the LME shall not be liable for any losses or damage that may result from use of the presentation as a consequence of any inaccuracies in, or any omissions from, the information which it may contain. The information may not be reproduced, distributed or transmitted to any other person or incorporated in any way into another publication or other material.

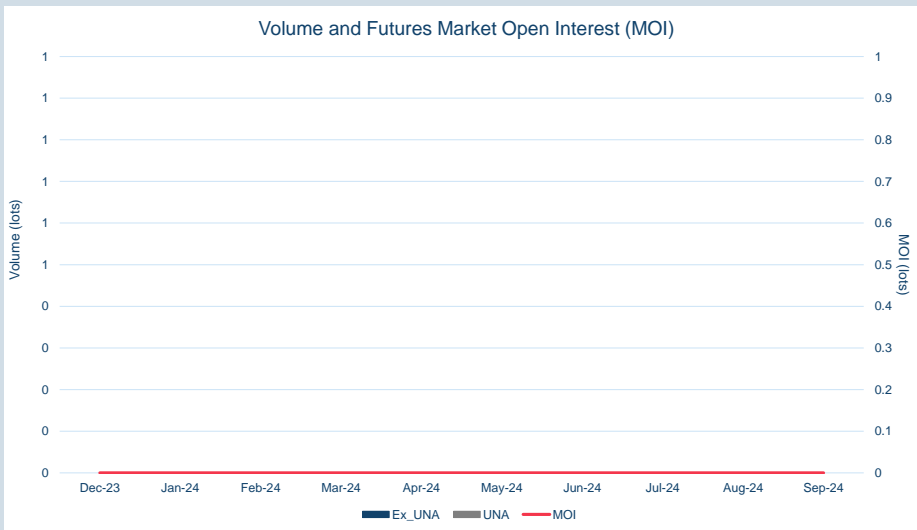


Front Month	
Average	\$527.97
Minimum	\$518.10
Maximum	\$535.19

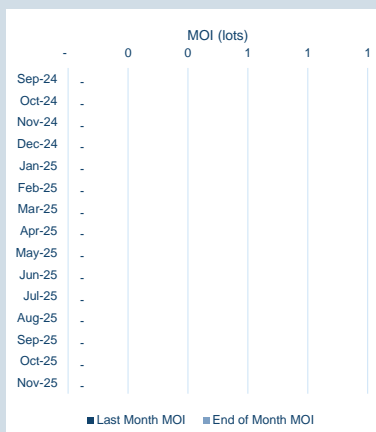
Volume (ex UNA) Sep-2024	
Lots	-

Volume (inc UNA) Sep-2024	
Lots	-
Tonnes	-

Volume Year To Date	
Lots	-
Tonnes	-



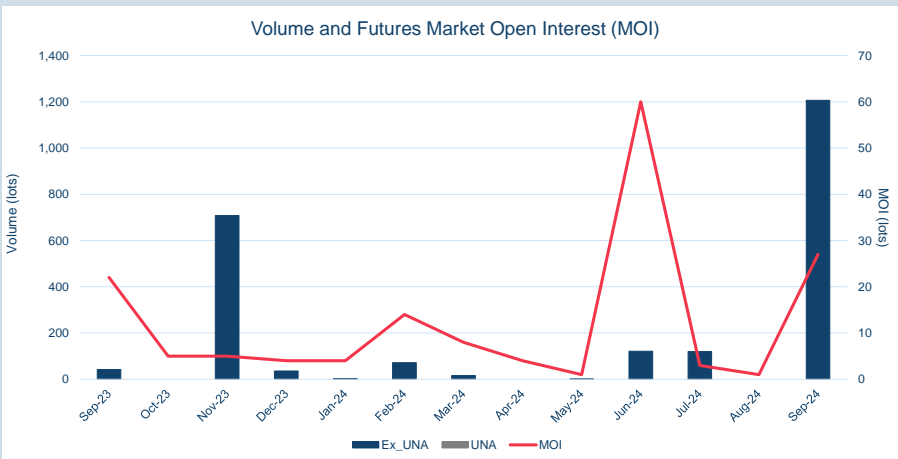
Prompt Month	End of Month - Daily Settlement	Volume (inc UNA)	End of Month - MOI
Sep-24	\$ 535.19	-	-
Oct-24	\$ 550.40	-	-
Nov-24	\$ 550.40	-	-
Dec-24	\$ 550.40	-	-
Jan-25	\$ 550.40	-	-
Feb-25	\$ 550.40	-	-
Mar-25	\$ 550.40	-	-
Apr-25	\$ 550.40	-	-
May-25	\$ 550.40	-	-
Jun-25	\$ 550.40	-	-
Jul-25	\$ 550.40	-	-
Aug-25	\$ 550.40	-	-
Sep-25	\$ 550.40	-	-
Oct-25	\$ 550.40	-	-
Nov-25	\$ 550.40	-	-





Cash	
Average	\$2,269.10
Minimum	\$2,100.00
Maximum	\$2,544.00

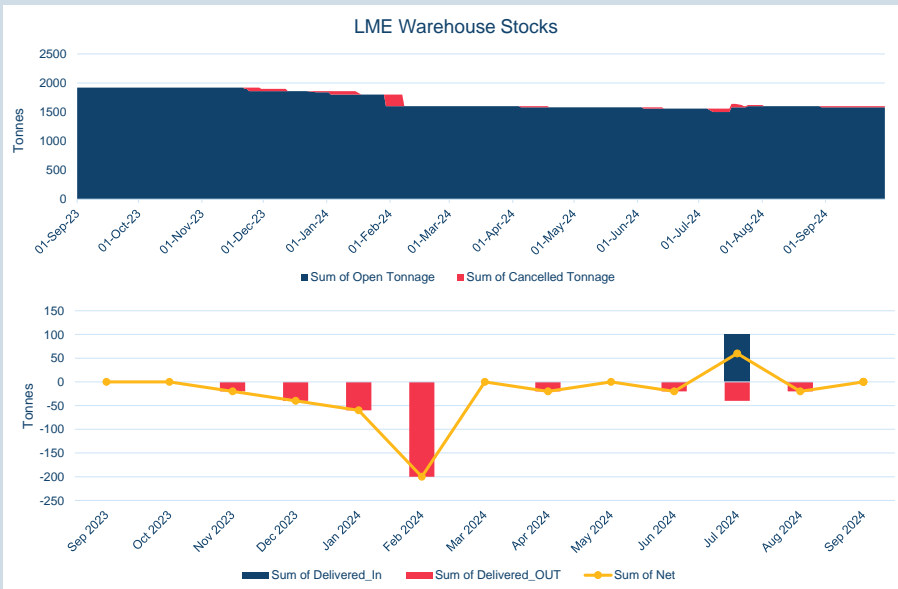
3M	
Average	\$2,215.24
Minimum	\$2,106.00
Maximum	\$2,360.00



Volume (ex UNA)	Sep-2024
Lots	1,206

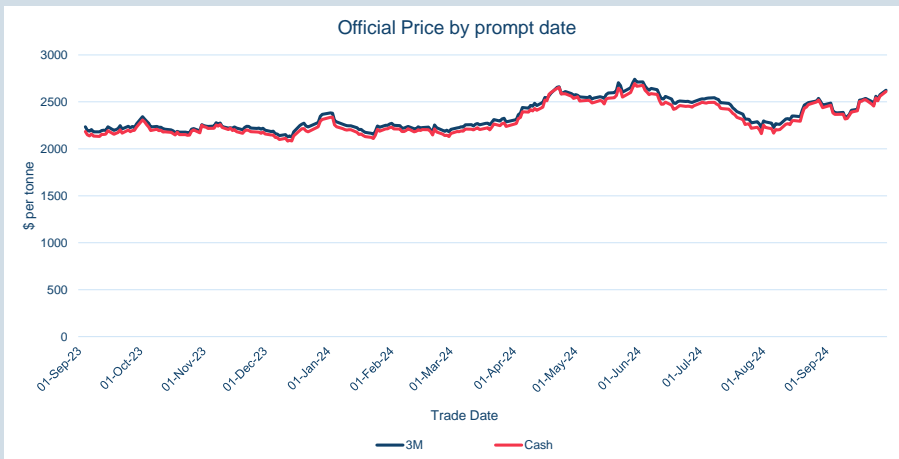
Volume (inc UNA)	Sep-2024
Lots	1,206
Tonnes	24,120

Volume	Year To Date
Lots	1,539
Tonnes	30,780



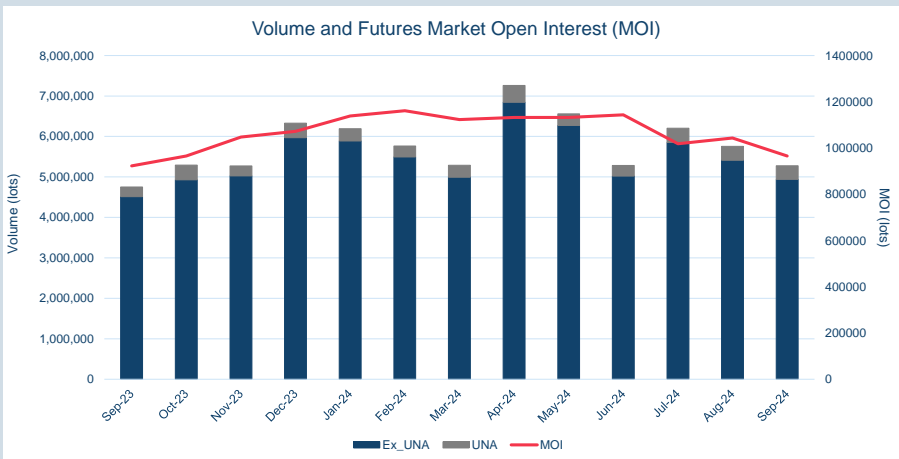
Warehouse Stock - Sep-24	
Delivered In	-
Delivered Out	-
Net	-

Warehouse Stock - Year to Date	
Delivered In	100
Delivered Out	360
Net	260



Cash	
Average	\$2,451.67
Minimum	\$2,318.00
Maximum	\$2,611.00

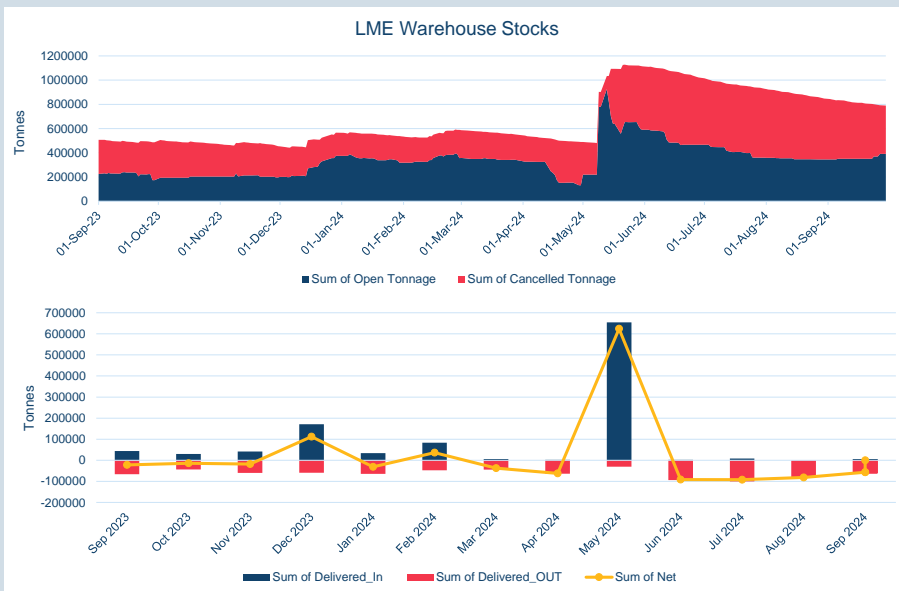
3M	
Average	\$2,468.57
Minimum	\$2,333.50
Maximum	\$2,624.00



Volume (ex UNA) Sep-2024	
Lots	4,939,597

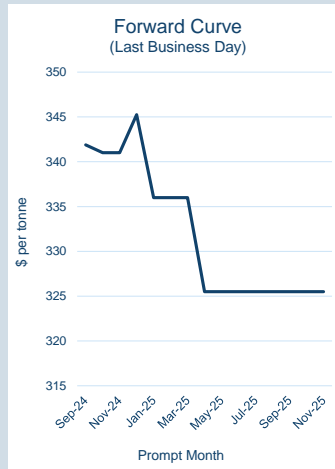
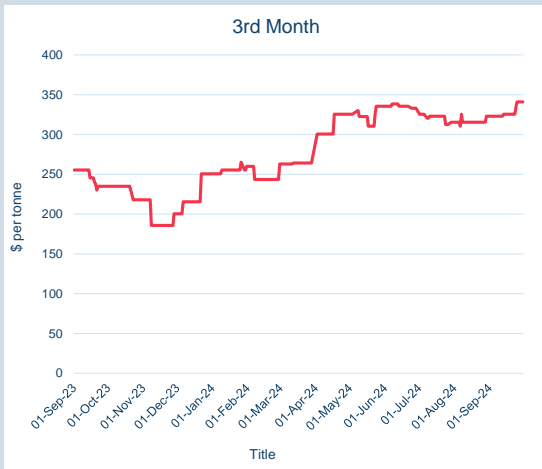
Volume (inc UNA) Sep-2024	
Lots	5,276,633
Tonnes	131,915,825

Volume Year To Date	
Lots	53,578,169
Tonnes	1,339,454,225



Warehouse Stock - Sep-24	
Delivered In	4,925
Delivered Out	61,900
Net	56,975

Warehouse Stock - Year To Date	
Delivered In	794,800
Delivered Out	587,875
Net	206,925

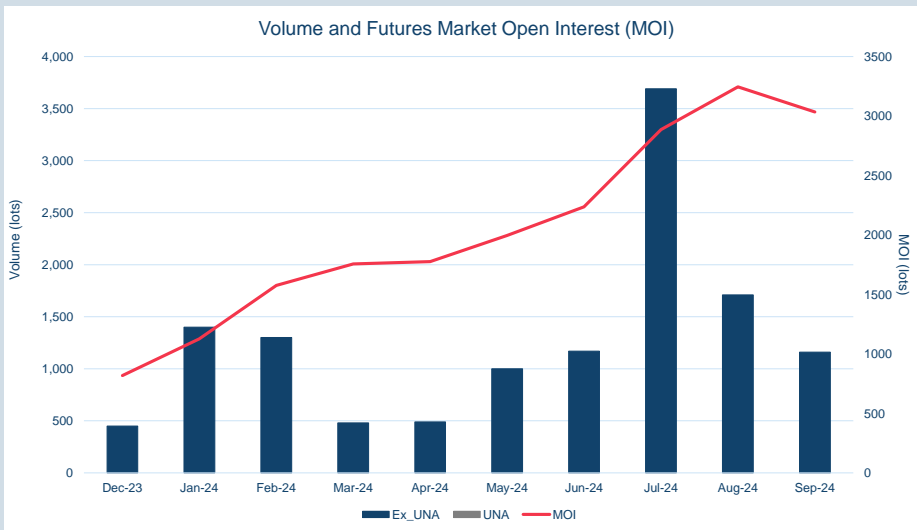


Front Month	
Average	\$341.42
Minimum	\$323.00
Maximum	\$342.50

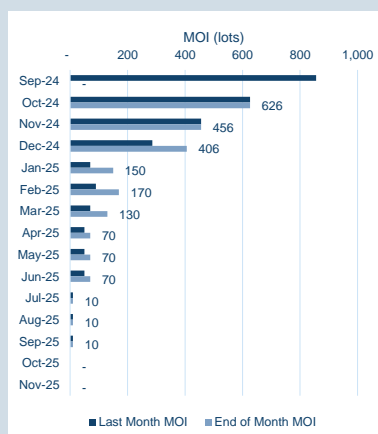
Volume (ex UNA) Sep-2024	
Lots	1,160

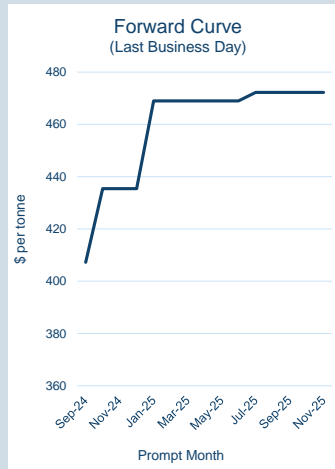
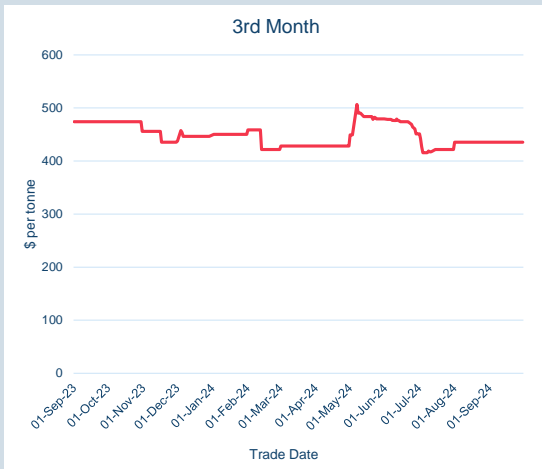
Volume (inc UNA) Sep-2024	
Lots	1,160
Tonnes	29,000

Volume Year To Date	
Lots	12,400
Tonnes	310,000



Prompt Month	End of Month - Daily Settlement	Volume (inc UNA)	End of Month - MOI
Sep-24	\$ 341.88	-	-
Oct-24	\$ 341.00	-	626
Nov-24	\$ 341.00	-	456
Dec-24	\$ 345.25	320	406
Jan-25	\$ 336.00	240	150
Feb-25	\$ 336.00	240	170
Mar-25	\$ 336.00	180	130
Apr-25	\$ 325.50	60	70
May-25	\$ 325.50	60	70
Jun-25	\$ 325.50	60	70
Jul-25	\$ 325.50	-	10
Aug-25	\$ 325.50	-	10
Sep-25	\$ 325.50	-	10
Oct-25	\$ 325.50	-	-
Nov-25	\$ 325.50	-	-



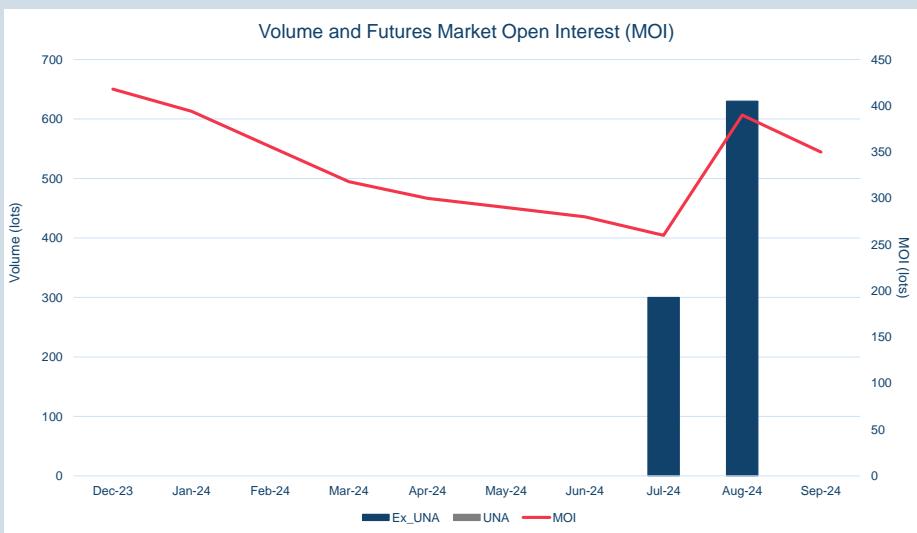


Front Month	
Average	\$401.50
Minimum	\$396.02
Maximum	\$421.63

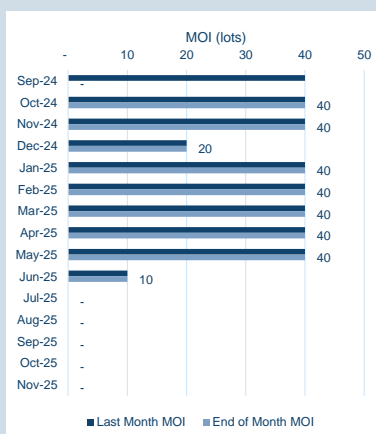
Volume (ex UNA) Sep-2024	
Lots	-

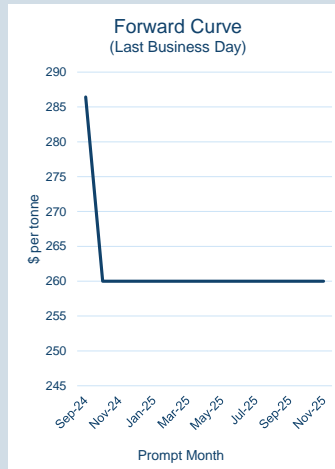
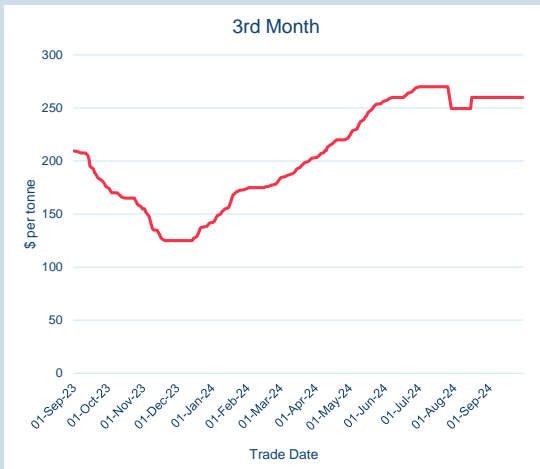
Volume (inc UNA) Sep-2024	
Lots	-
Tonnes	-

Volume Year To Date	
Lots	930
Tonnes	23,250



Prompt Month	End of Month - Daily Settlement	Volume (inc UNA)	End of Month - MOI
Sep-24	\$ 407.25	-	-
Oct-24	\$ 435.41	-	40
Nov-24	\$ 435.41	-	40
Dec-24	\$ 435.41	-	20
Jan-25	\$ 468.98	-	40
Feb-25	\$ 468.98	-	40
Mar-25	\$ 468.98	-	40
Apr-25	\$ 468.98	-	40
May-25	\$ 468.98	-	40
Jun-25	\$ 468.98	-	10
Jul-25	\$ 472.24	-	-
Aug-25	\$ 472.24	-	-
Sep-25	\$ 472.24	-	-
Oct-25	\$ 472.24	-	-
Nov-25	\$ 472.24	-	-



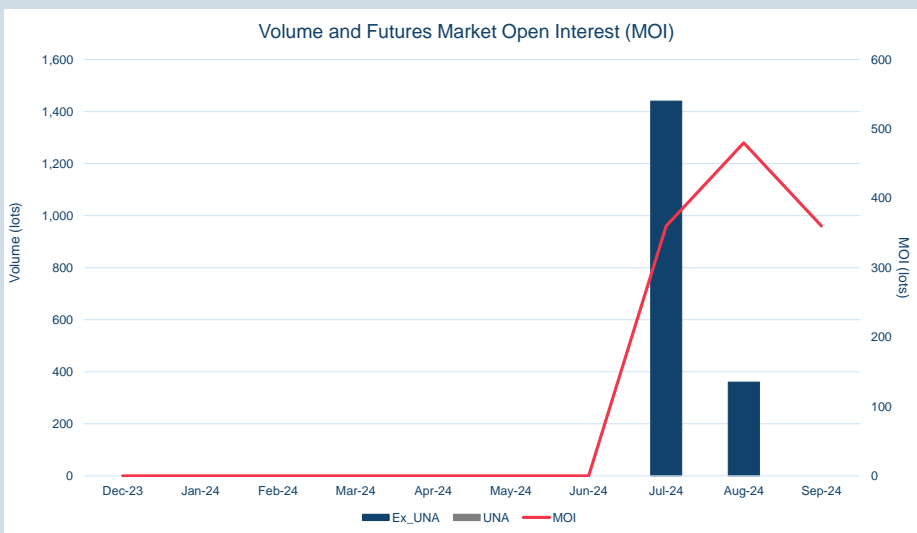


Front Month	
Average	\$284.59
Minimum	\$282.50
Maximum	\$286.43

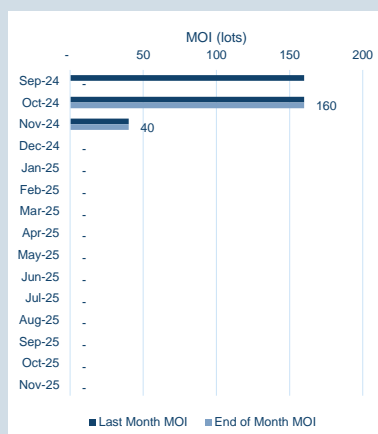
Volume (ex UNA) Sep-2024	
Lots	-

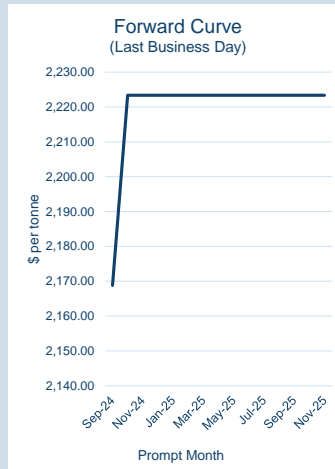
Volume (inc UNA) Sep-2024	
Lots	-
Tonnes	-

Volume Year To Date	
Lots	1,800
Tonnes	45,000



Prompt Month	End of Month - Daily Settlement	Volume (inc UNA)	End of Month - MOI
Sep-24	\$ 286.43	-	-
Oct-24	\$ 260.00	-	160
Nov-24	\$ 260.00	-	40
Dec-24	\$ 260.00	-	-
Jan-25	\$ 260.00	-	-
Feb-25	\$ 260.00	-	-
Mar-25	\$ 260.00	-	-
Apr-25	\$ 260.00	-	-
May-25	\$ 260.00	-	-
Jun-25	\$ 260.00	-	-
Jul-25	\$ 260.00	-	-
Aug-25	\$ 260.00	-	-
Sep-25	\$ 260.00	-	-
Oct-25	\$ 260.00	-	-
Nov-25	\$ 260.00	-	-



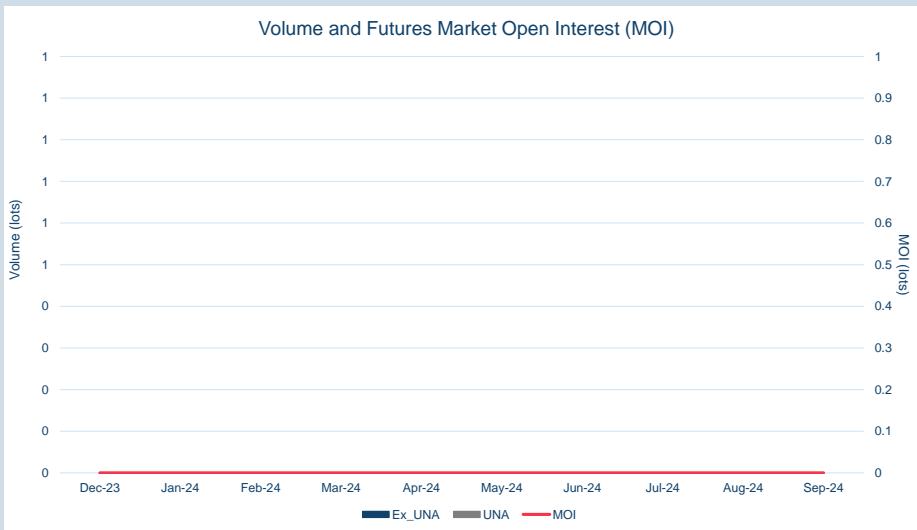


Front Month	
Average	\$2,139.53
Minimum	\$2,091.91
Maximum	\$2,198.01

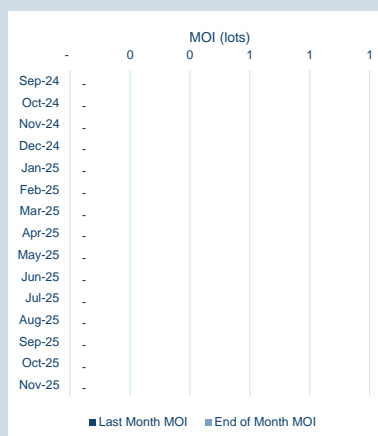
Volume (ex UNA) Sep-2024	
Lots	-

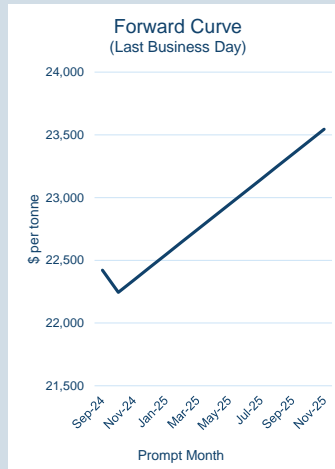
Volume (inc UNA) Sep-2024	
Lots	-
Tonnes	-

Volume Year To Date	
Lots	-
Tonnes	-



Prompt Month	End of Month - Daily Settlement	Volume (inc UNA)	End of Month - MOI
Sep-24	\$ 2,168.80	-	-
Oct-24	\$ 2,223.36	-	-
Nov-24	\$ 2,223.36	-	-
Dec-24	\$ 2,223.36	-	-
Jan-25	\$ 2,223.36	-	-
Feb-25	\$ 2,223.36	-	-
Mar-25	\$ 2,223.36	-	-
Apr-25	\$ 2,223.36	-	-
May-25	\$ 2,223.36	-	-
Jun-25	\$ 2,223.36	-	-
Jul-25	\$ 2,223.36	-	-
Aug-25	\$ 2,223.36	-	-
Sep-25	\$ 2,223.36	-	-
Oct-25	\$ 2,223.36	-	-
Nov-25	\$ 2,223.36	-	-



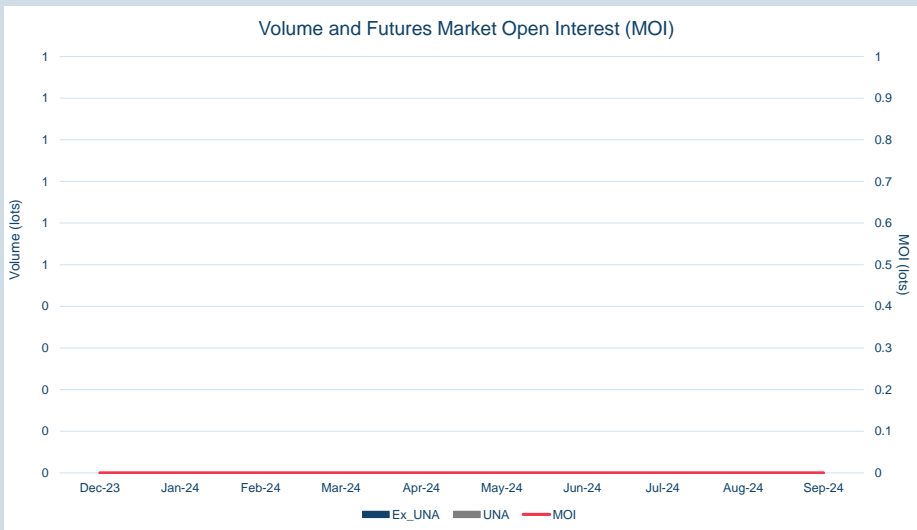


Front Month	
Average	\$22,538.99
Minimum	\$22,382.17
Maximum	\$22,817.84

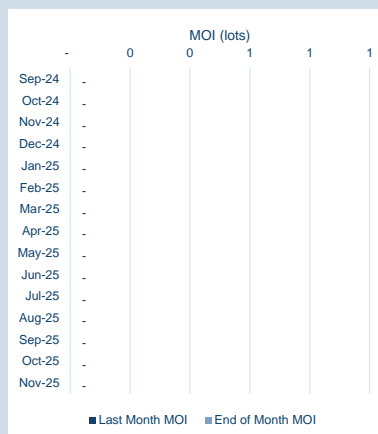
Volume (ex UNA) Sep-2024	
Lots	-

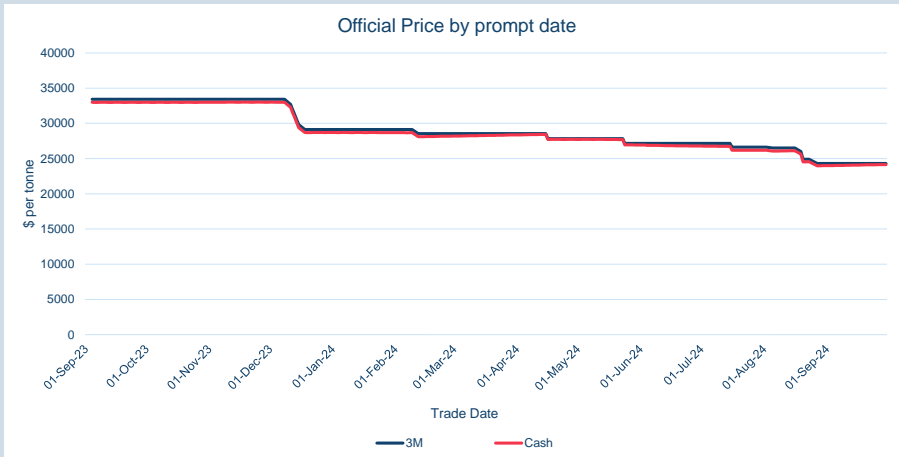
Volume (inc UNA) Sep-2024	
Lots	-
Tonnes	-

Volume Year To Date	
Lots	-
Tonnes	-



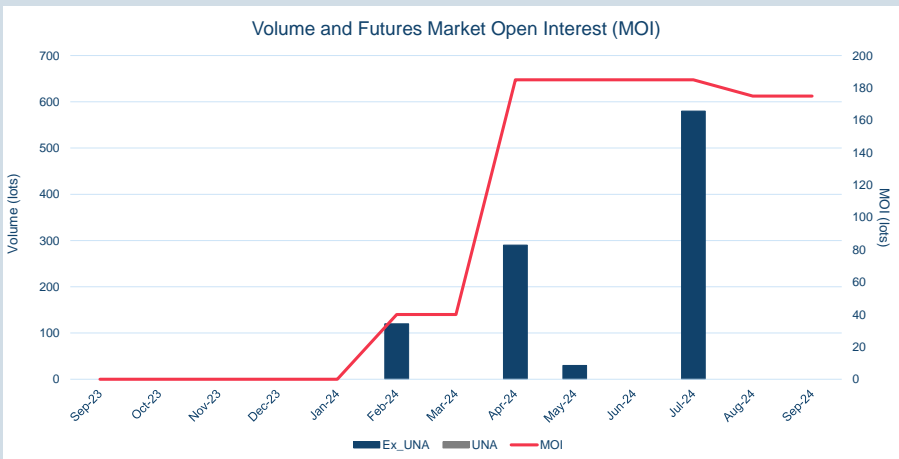
Prompt Month	End of Month - Daily Settlement	Volume (inc UNA)	End of Month - MOI
Sep-24	\$ 22,421.01	-	-
Oct-24	\$ 22,244.64	-	-
Nov-24	\$ 22,344.64	-	-
Dec-24	\$ 22,444.64	-	-
Jan-25	\$ 22,544.64	-	-
Feb-25	\$ 22,644.64	-	-
Mar-25	\$ 22,744.64	-	-
Apr-25	\$ 22,844.64	-	-
May-25	\$ 22,944.64	-	-
Jun-25	\$ 23,044.64	-	-
Jul-25	\$ 23,144.64	-	-
Aug-25	\$ 23,244.64	-	-
Sep-25	\$ 23,344.64	-	-
Oct-25	\$ 23,444.64	-	-
Nov-25	\$ 23,544.64	-	-





Cash	
Average	\$24,079.76
Minimum	\$24,005.00
Maximum	\$24,155.00

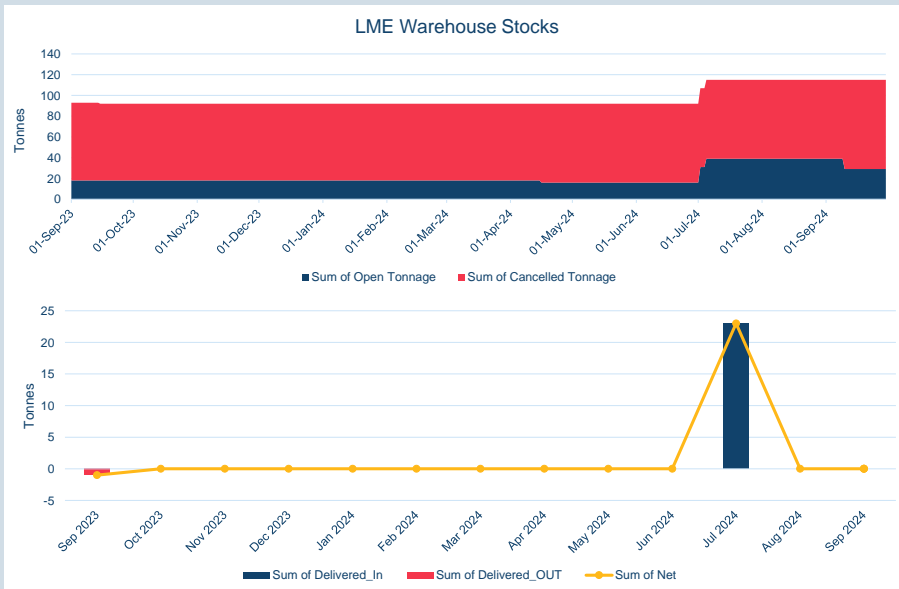
3M	
Average	\$24,300.00
Minimum	\$24,300.00
Maximum	\$24,300.00



Volume (ex UNA)	Sep-2024
Lots	-

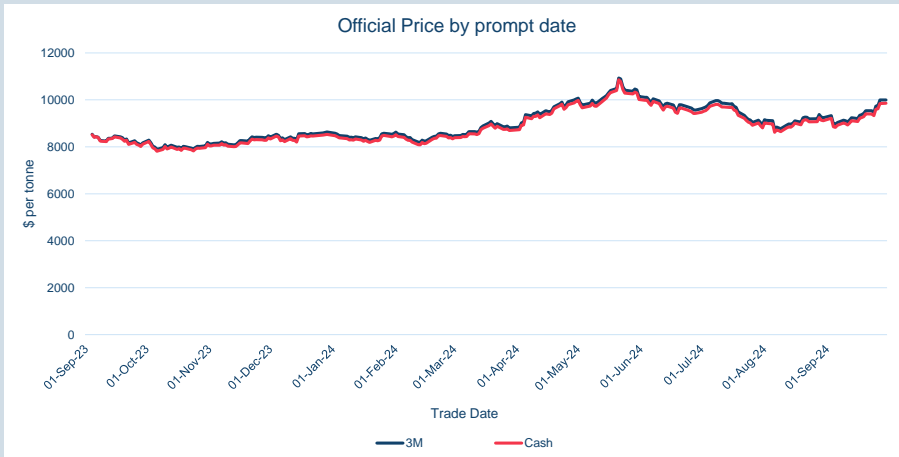
Volume (inc UNA)	Sep-2024
Lots	-
Tonnes	-

Volume	Year To Date
Lots	1,020
Tonnes	1,020



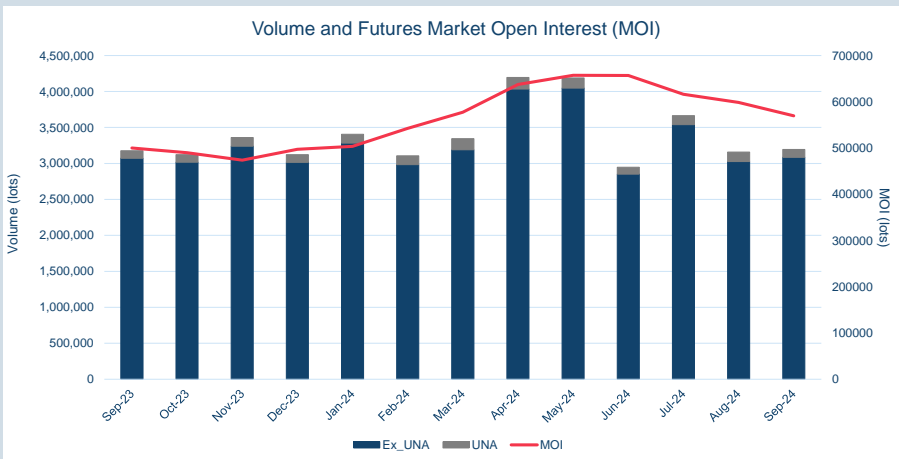
Warehouse Stock - Sep-24	
Delivered In	0
Delivered Out	0
Net	0

Warehouse Stock - Year to Date	
Delivered In	23
Delivered Out	0
Net	23



Cash	
Average	\$9,254.50
Minimum	\$8,830.50
Maximum	\$9,860.00

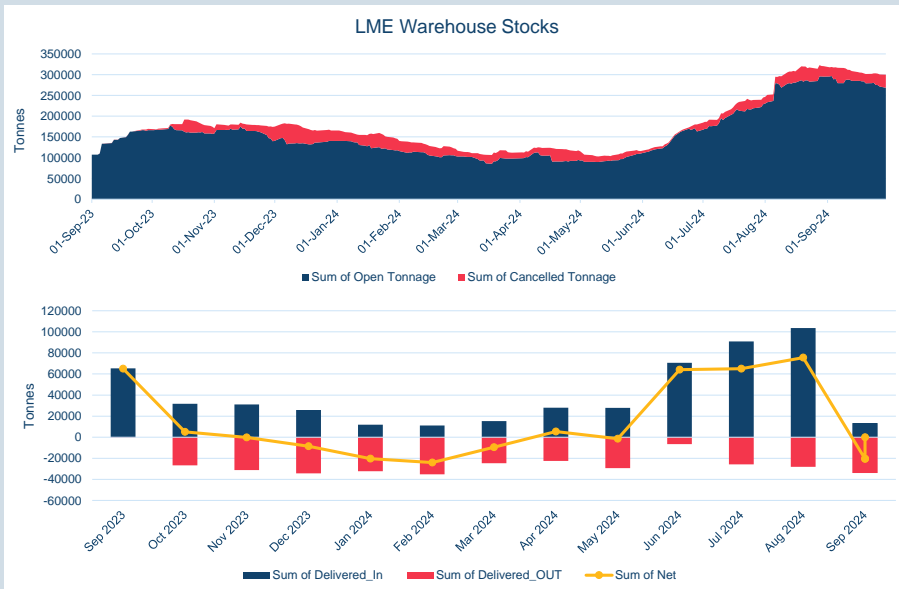
3M	
Average	\$9,384.86
Minimum	\$8,959.00
Maximum	\$9,995.00



Volume (ex UNA) Sep-2024	
Lots	3,086,493

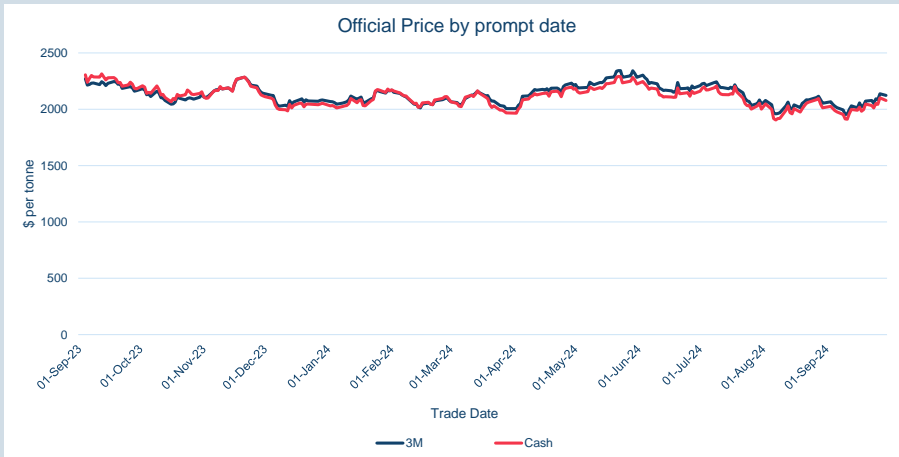
Volume (inc UNA) Sep-2024	
Lots	3,195,357
Tonnes	79,883,925

Volume Year To Date	
Lots	31,204,750
Tonnes	780,118,750



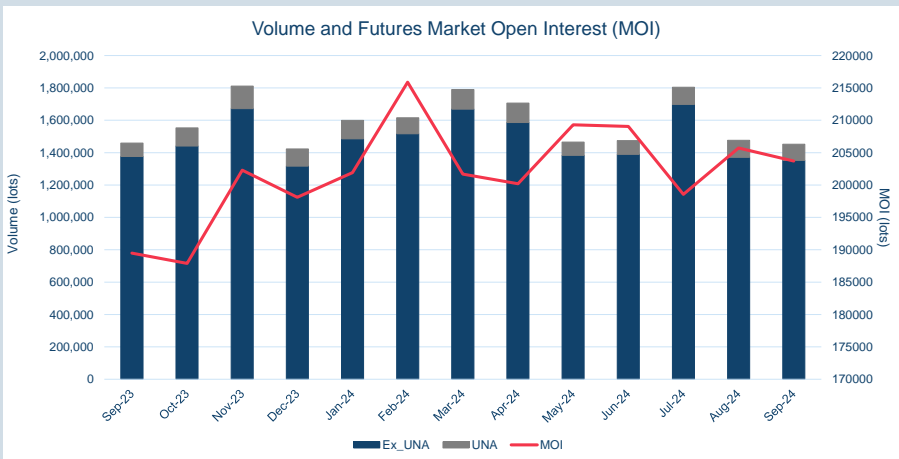
Warehouse Stock - Sep-24	
Delivered In	13,475
Delivered Out	-33,950
Net	-20,475

Warehouse Stock - Year To Date	
Delivered In	372,650
Delivered Out	-238,175
Net	134,475



Cash	
Average	\$2,007.36
Minimum	\$1,912.00
Maximum	\$2,101.00

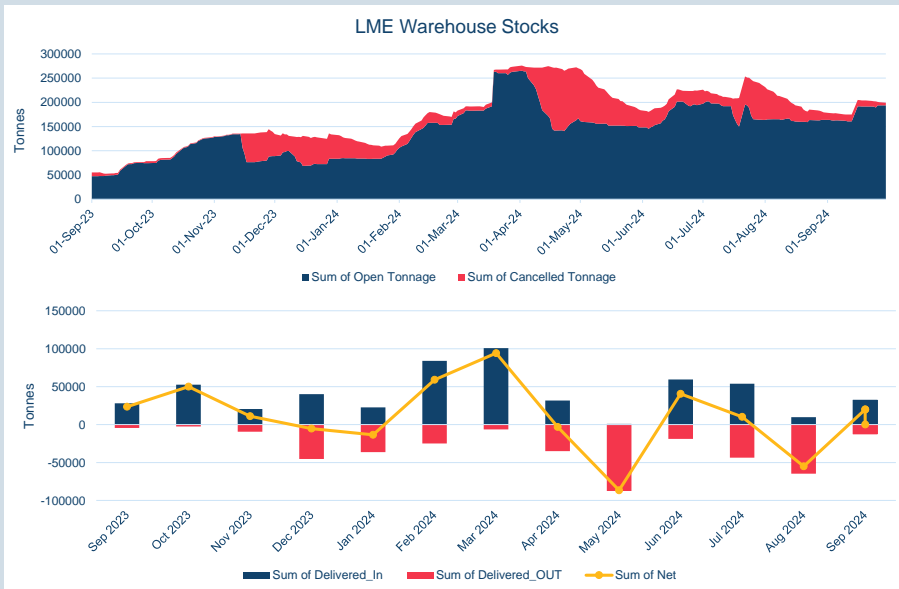
3M	
Average	\$2,045.26
Minimum	\$1,953.50
Maximum	\$2,138.00



Volume (ex UNA)	Sep-2024
Lots	1,352,126

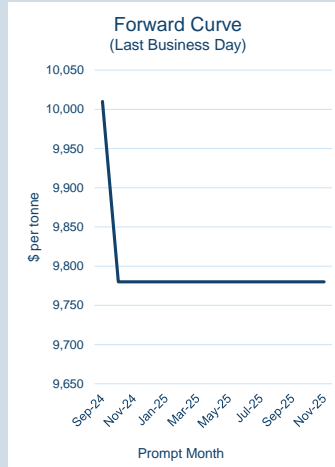
Volume (inc UNA)	Sep-2024
Lots	1,452,264
Tonnes	36,306,600

Volume	Year To Date
Lots	14,382,828
Tonnes	359,570,700



Warehouse Stock - Sep-24	
Delivered In	32,450
Delivered Out	-12,700
Net	19,750

Warehouse Stock - Year to Date	
Delivered In	395,525
Delivered Out	-330,300
Net	65,225

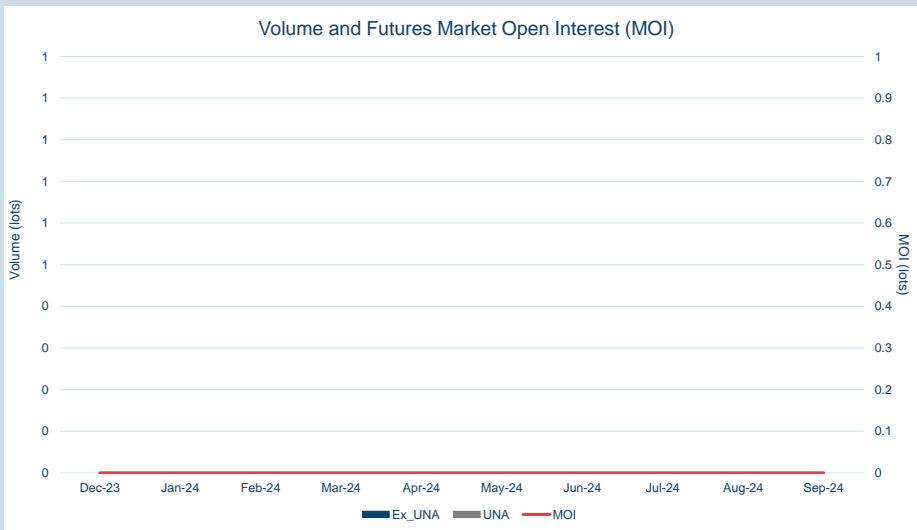


Front Month	
Average	\$10,136.15
Minimum	\$10,010.00
Maximum	\$10,550.00

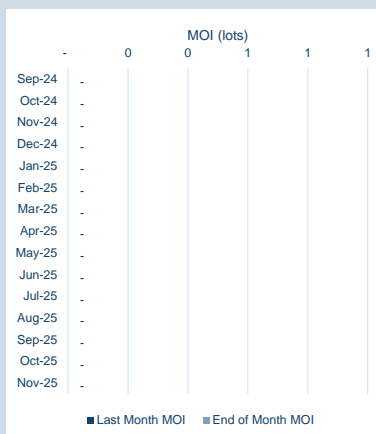
Volume (ex UNA) Sep-2024	
Lots	-

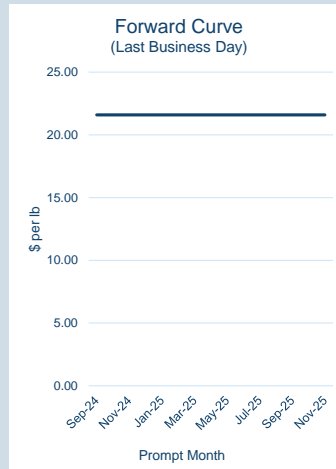
Volume (inc UNA) Sep-2024	
Lots	-
Tonnes	-

Volume Year To Date	
Lots	-
Tonnes	-



Prompt Month	End of Month - Daily Settlement	Volume (inc UNA)	End of Month - MOI
Sep-24	\$ 10,010.00	-	-
Oct-24	\$ 9,780.00	-	-
Nov-24	\$ 9,780.00	-	-
Dec-24	\$ 9,780.00	-	-
Jan-25	\$ 9,780.00	-	-
Feb-25	\$ 9,780.00	-	-
Mar-25	\$ 9,780.00	-	-
Apr-25	\$ 9,780.00	-	-
May-25	\$ 9,780.00	-	-
Jun-25	\$ 9,780.00	-	-
Jul-25	\$ 9,780.00	-	-
Aug-25	\$ 9,780.00	-	-
Sep-25	\$ 9,780.00	-	-
Oct-25	\$ 9,780.00	-	-
Nov-25	\$ 9,780.00	-	-



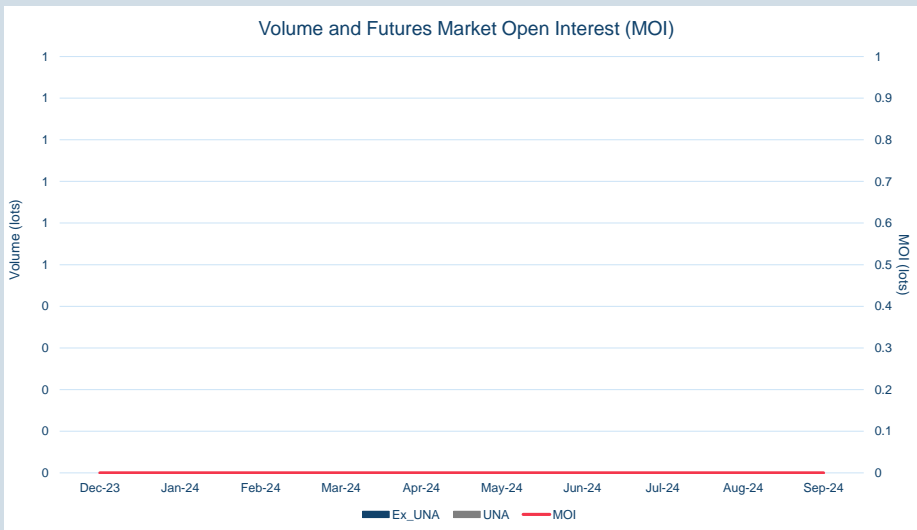


Front Month	
Average	\$21.59
Minimum	\$21.33
Maximum	\$21.82

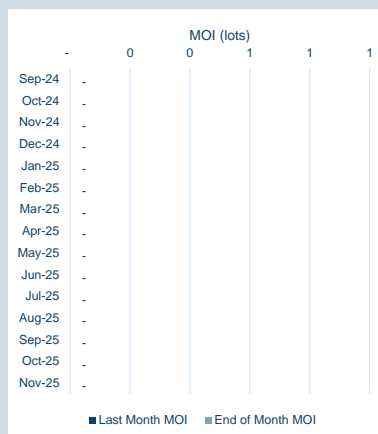
Volume (ex UNA) Sep-2024	
Lots	-

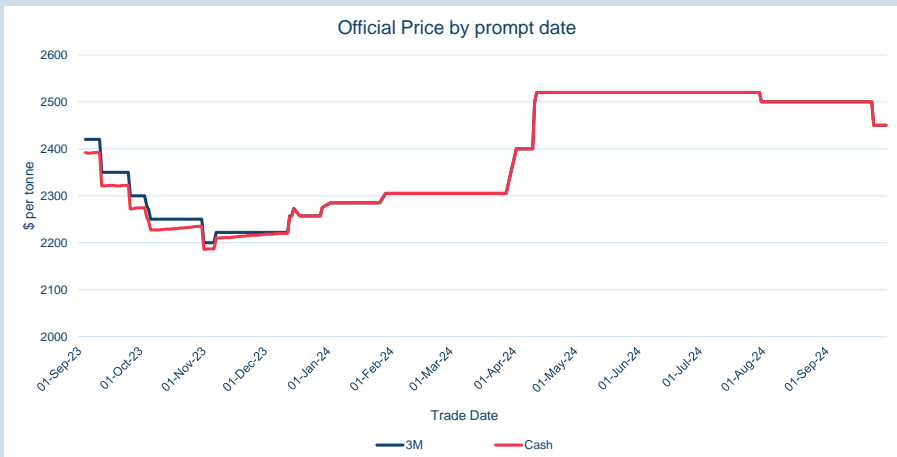
Volume (inc UNA) Sep-2024	
Lots	-
Tonnes	-

Volume Year To Date	
Lots	-
Tonnes	-



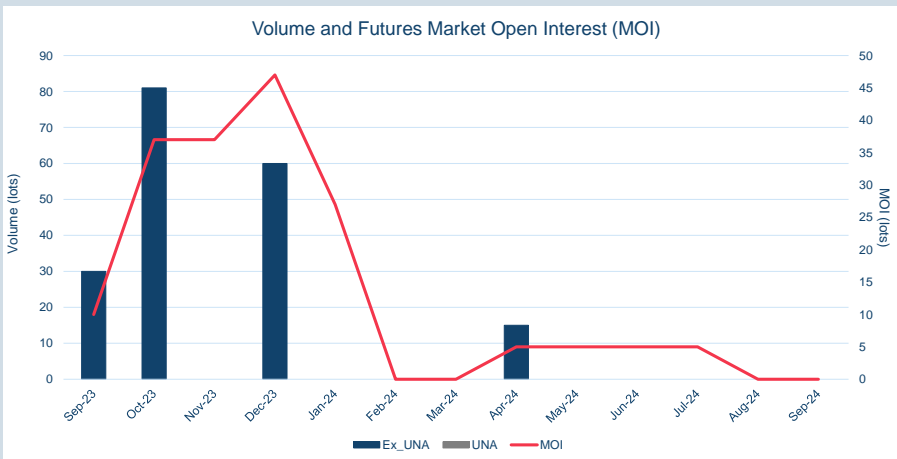
Prompt Month	End of Month - Daily Settlement	Volume (inc UNA)	End of Month - MOI
Sep-24	\$ 21.59	-	-
Oct-24	\$ 21.59	-	-
Nov-24	\$ 21.59	-	-
Dec-24	\$ 21.59	-	-
Jan-25	\$ 21.59	-	-
Feb-25	\$ 21.59	-	-
Mar-25	\$ 21.59	-	-
Apr-25	\$ 21.59	-	-
May-25	\$ 21.59	-	-
Jun-25	\$ 21.59	-	-
Jul-25	\$ 21.59	-	-
Aug-25	\$ 21.59	-	-
Sep-25	\$ 21.59	-	-
Oct-25	\$ 21.59	-	-
Nov-25	\$ 21.59	-	-





Cash	
Average	\$2,485.71
Minimum	\$2,450.00
Maximum	\$2,500.00

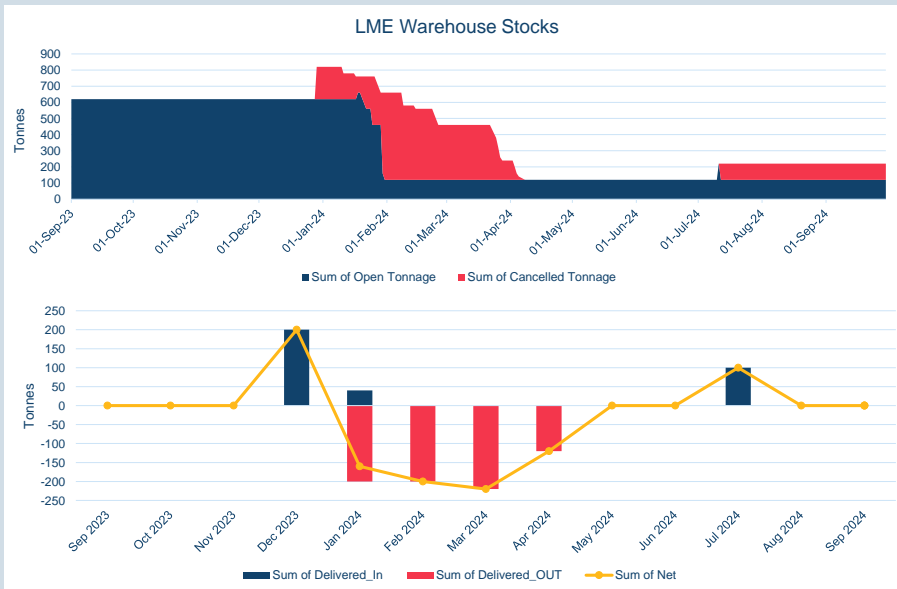
3M	
Average	\$2,485.71
Minimum	\$2,450.00
Maximum	\$2,500.00



Volume (ex UNA)	Sep-2024
Lots	-

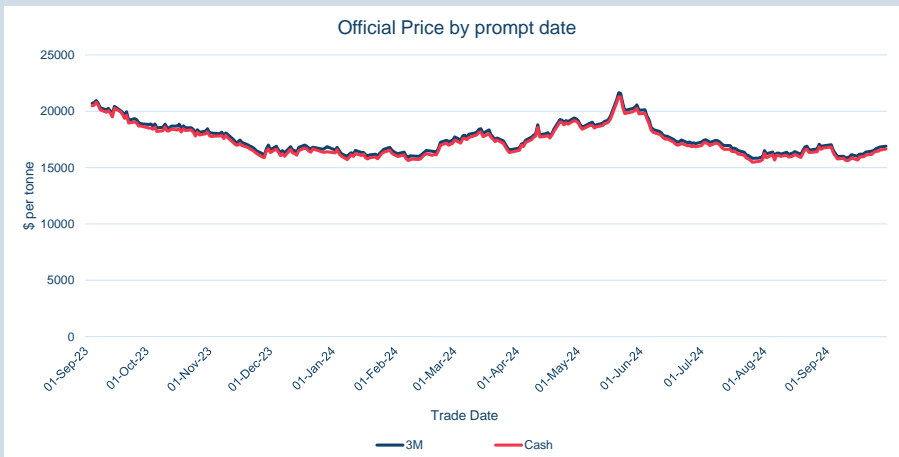
Volume (inc UNA)	Sep-2024
Lots	-
Tonnes	-

Volume	Year To Date
Lots	15
Tonnes	300



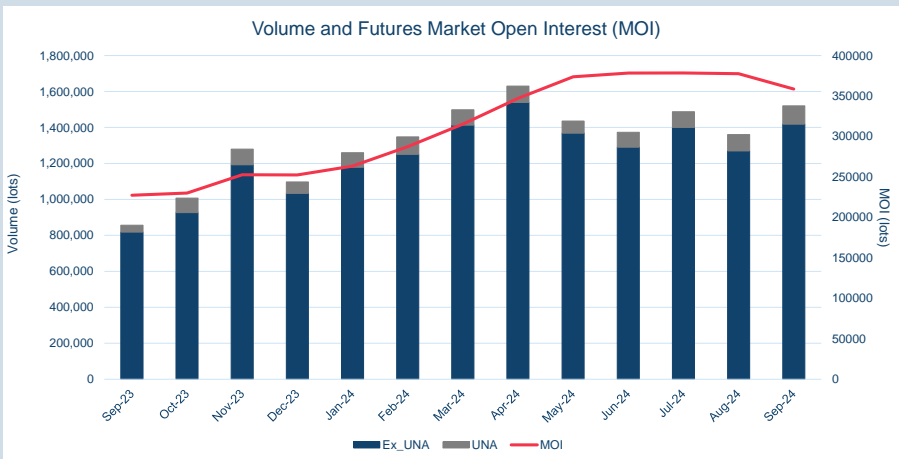
Warehouse Stock - Sep-24	
Delivered In	0
Delivered Out	0
Net	0

Warehouse Stock - Year to Date	
Delivered In	140
Delivered Out	-740
Net	-600



Cash	
Average	\$16,117.86
Minimum	\$15,610.00
Maximum	\$17,005.00

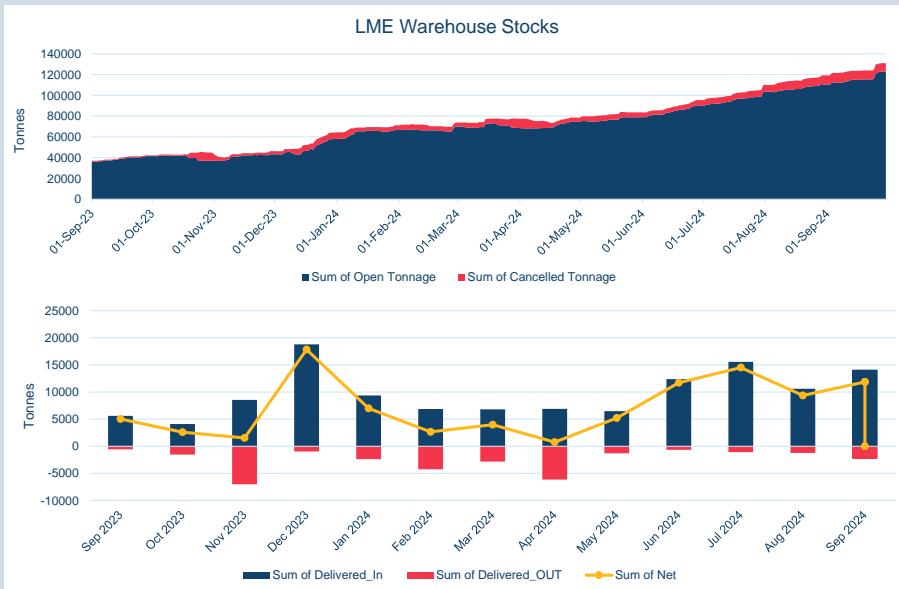
3M	
Average	\$16,366.67
Minimum	\$15,830.00
Maximum	\$17,310.00



Volume (ex UNA)	Sep-2024
Lots	1,418,398

Volume (inc UNA)	Sep-2024
Lots	1,520,582
Tonnes	9,123,492

Volume	Year To Date
Lots	12,913,685
Tonnes	77,482,110



Warehouse Stock - Sep-24	
Delivered In	14,112
Delivered Out	-2,250
Net	11,862

Warehouse Stock - Year to Date	
Delivered In	89,130
Delivered Out	-22,110
Net	67,020

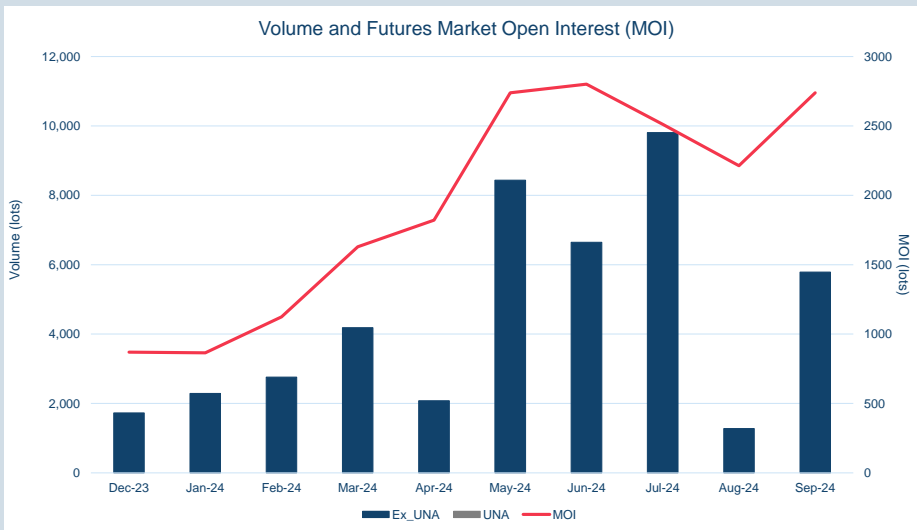


Front Month	
Average	\$576.87
Minimum	\$569.00
Maximum	\$582.00

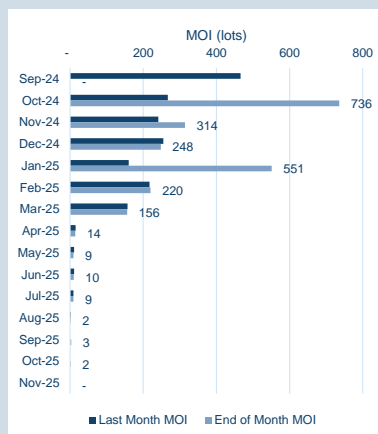
Volume (ex UNA) Sep-2024	
Lots	5,786

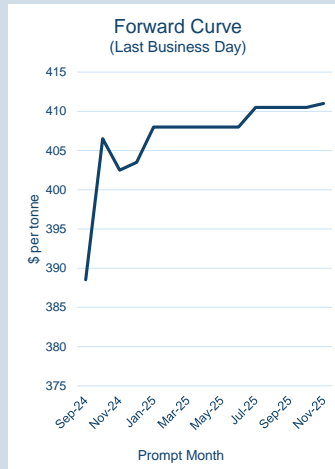
Volume (inc UNA) Sep-2024	
Lots	5,786
Tonnes	57,860

Volume Year To Date	
Lots	43,265
Tonnes	432,650



Prompt Month	End of Month - Daily Settlement	Volume (inc UNA)	End of Month - MOI
Sep-24	\$ 579.17	76	-
Oct-24	\$ 595.00	2,912	736
Nov-24	\$ 596.00	651	314
Dec-24	\$ 599.00	684	248
Jan-25	\$ 600.50	1,216	551
Feb-25	\$ 597.00	191	220
Mar-25	\$ 609.00	17	156
Apr-25	\$ 609.00	5	14
May-25	\$ 610.00	15	9
Jun-25	\$ 610.00	5	10
Jul-25	\$ 610.00	-	9
Aug-25	\$ 610.00	-	2
Sep-25	\$ 610.00	9	3
Oct-25	\$ 600.00	5	2
Nov-25	\$ 600.00	-	-



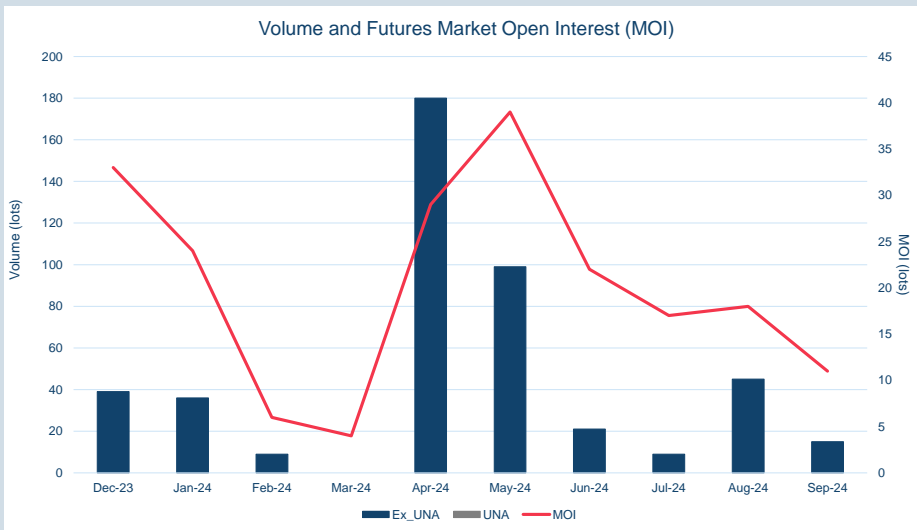


Front Month	
Average	\$398.50
Minimum	\$388.52
Maximum	\$403.50

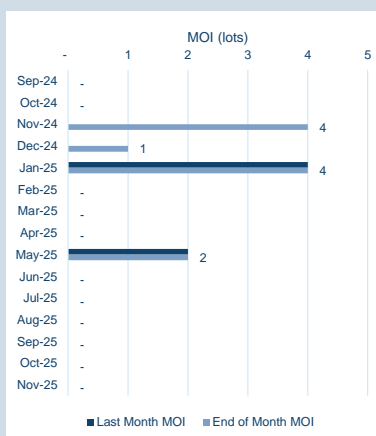
Volume (ex UNA) Sep-2024	
Lots	15

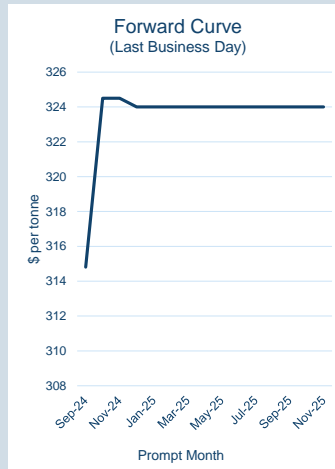
Volume (inc UNA) Sep-2024	
Lots	15
Tonnes	150

Volume Year To Date	
Lots	414
Tonnes	4,140



Prompt Month	End of Month - Daily Settlement	Volume (inc UNA)	End of Month - MOI
Sep-24	\$ 388.52	-	-
Oct-24	\$ 406.50	-	-
Nov-24	\$ 402.50	12	4
Dec-24	\$ 403.50	3	1
Jan-25	\$ 408.00	-	4
Feb-25	\$ 408.00	-	-
Mar-25	\$ 408.00	-	-
Apr-25	\$ 408.00	-	-
May-25	\$ 408.00	-	2
Jun-25	\$ 408.00	-	-
Jul-25	\$ 410.50	-	-
Aug-25	\$ 410.50	-	-
Sep-25	\$ 410.50	-	-
Oct-25	\$ 410.50	-	-
Nov-25	\$ 411.00	-	-



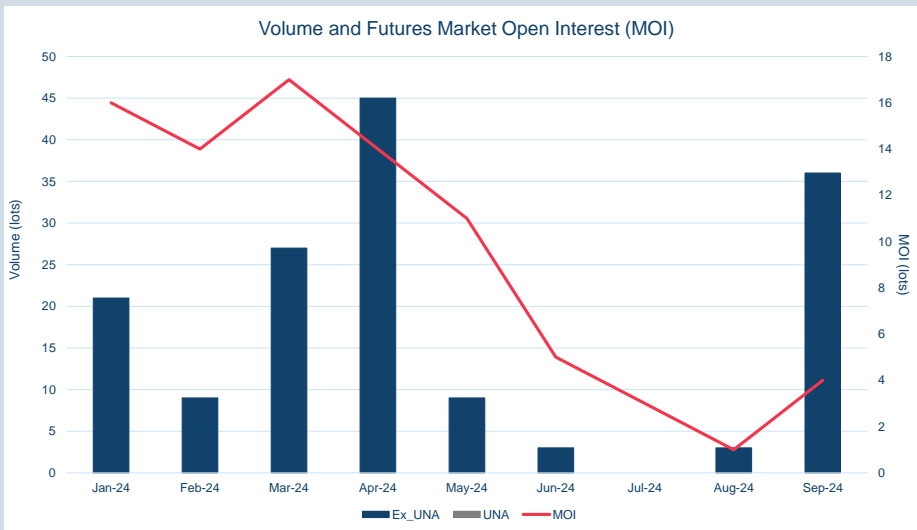


Front Month	
Average	\$325.56
Minimum	\$314.81
Maximum	\$335.00

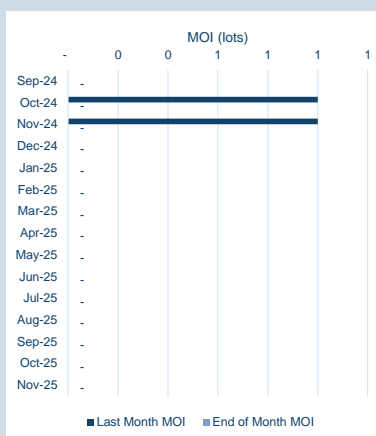
Volume (ex UNA) Sep-2024	
Lots	36

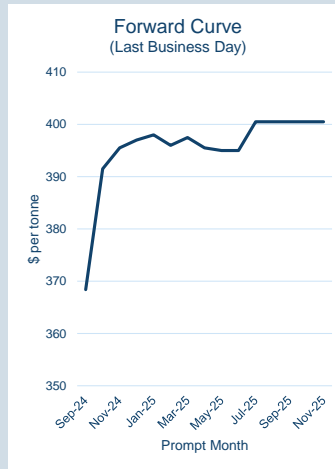
Volume (inc UNA) Sep-2024	
Lots	36
Tonnes	360

Volume Year To Date	
Lots	153
Tonnes	1,530



Prompt Month	End of Month - Daily Settlement	Volume (inc UNA)	End of Month - MOI
Sep-24	\$ 314.81	15	-
Oct-24	\$ 324.50	15	-
Nov-24	\$ 324.50	6	-
Dec-24	\$ 324.00	-	-
Jan-25	\$ 324.00	-	-
Feb-25	\$ 324.00	-	-
Mar-25	\$ 324.00	-	-
Apr-25	\$ 324.00	-	-
May-25	\$ 324.00	-	-
Jun-25	\$ 324.00	-	-
Jul-25	\$ 324.00	-	-
Aug-25	\$ 324.00	-	-
Sep-25	\$ 324.00	-	-
Oct-25	\$ 324.00	-	-
Nov-25	\$ 324.00	-	-



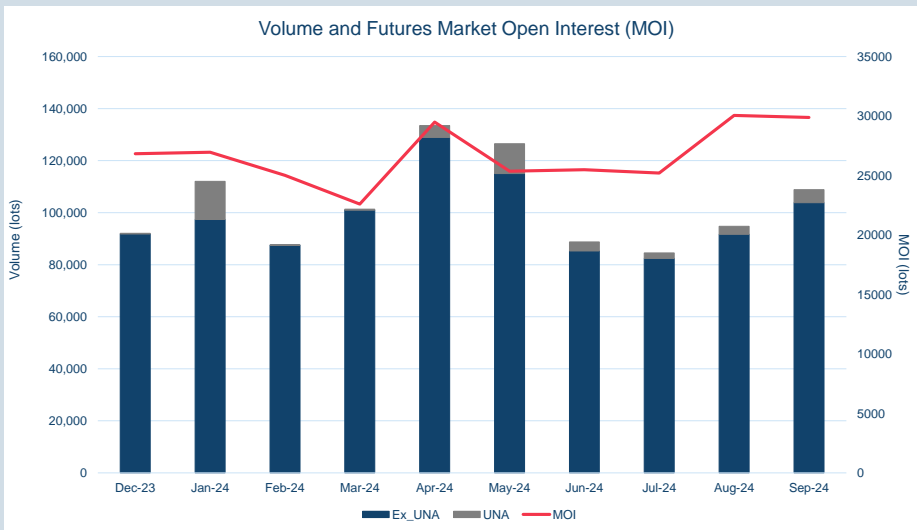


Front Month	
Average	\$368.45
Minimum	\$360.00
Maximum	\$371.50

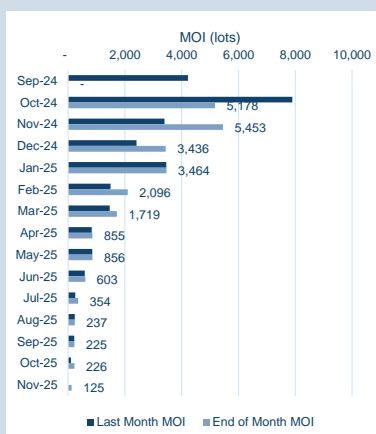
Volume (ex UNA) Sep-2024	
Lots	103,856

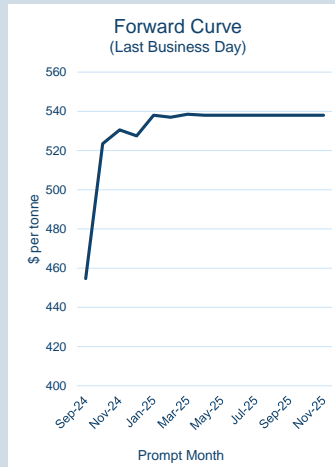
Volume (inc UNA) Sep-2024	
Lots	108,828
Tonnes	1,088,280

Volume Year To Date	
Lots	937,635
Tonnes	9,376,350



Prompt Month	End of Month - Daily Settlement	Volume (inc UNA)	End of Month - MOI
Sep-24	\$ 368.39	2,996	-
Oct-24	\$ 391.50	45,904	5,178
Nov-24	\$ 395.50	35,374	5,453
Dec-24	\$ 397.00	10,587	3,436
Jan-25	\$ 398.00	7,210	3,464
Feb-25	\$ 396.00	2,900	2,096
Mar-25	\$ 397.50	1,559	1,719
Apr-25	\$ 395.50	114	855
May-25	\$ 395.00	68	856
Jun-25	\$ 395.00	95	603
Jul-25	\$ 400.50	500	354
Aug-25	\$ 400.50	52	237
Sep-25	\$ 400.50	93	225
Oct-25	\$ 400.50	401	226
Nov-25	\$ 400.50	975	125



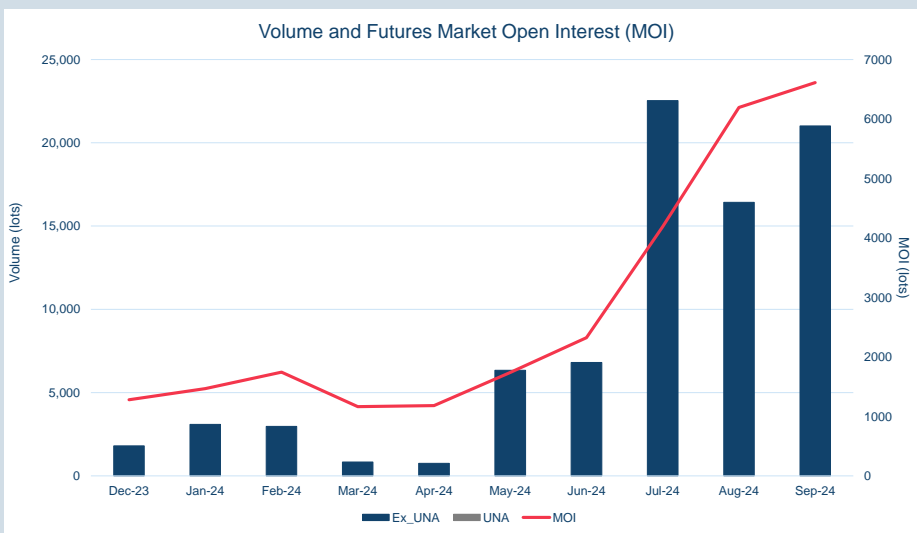


Front Month	
Average	\$453.70
Minimum	\$449.00
Maximum	\$466.00

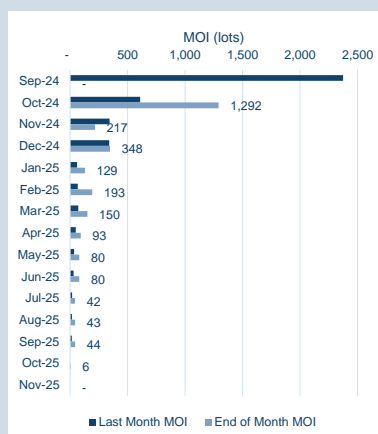
Volume (ex UNA) Sep-2024	
Lots	21,017

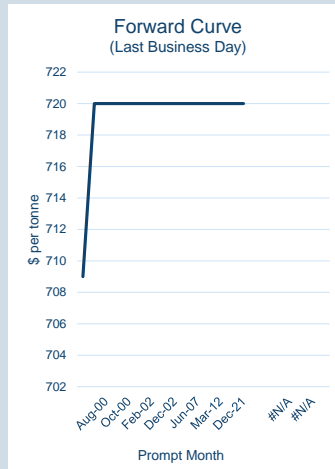
Volume (inc UNA) Sep-2024	
Lots	21,017
Tonnes	210,170

Volume Year To Date	
Lots	80,763
Tonnes	807,630



Prompt Month	End of Month - Daily Settlement	Volume (inc UNA)	End of Month - MOI
Sep-24	\$ 454.67	1,571	-
Oct-24	\$ 523.50	9,281	1,292
Nov-24	\$ 530.50	5,868	217
Dec-24	\$ 527.50	1,174	348
Jan-25	\$ 538.00	887	129
Feb-25	\$ 537.00	997	193
Mar-25	\$ 538.50	477	150
Apr-25	\$ 538.00	179	93
May-25	\$ 538.00	166	80
Jun-25	\$ 538.00	179	80
Jul-25	\$ 538.00	77	42
Aug-25	\$ 538.00	65	43
Sep-25	\$ 538.00	81	44
Oct-25	\$ 538.00	15	6
Nov-25	\$ 538.00	-	-



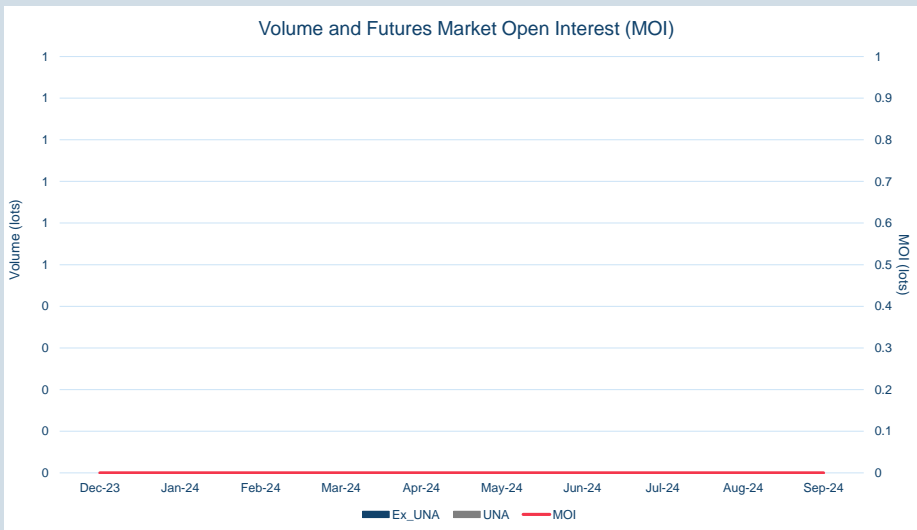


Front Month	
Average	\$701.90
Minimum	\$690.00
Maximum	\$709.00

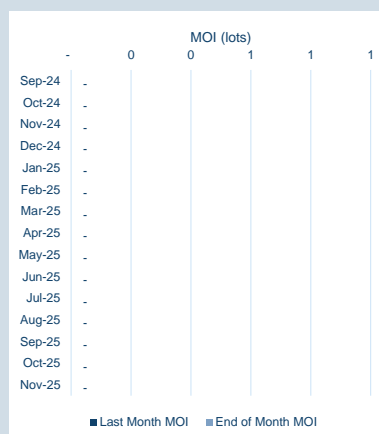
Volume (ex UNA) Sep-2024	
Lots	-

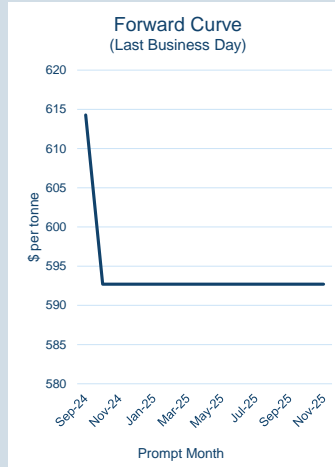
Volume (inc UNA) Sep-2024	
Lots	-
Tonnes	-

Volume Year To Date	
Lots	-
Tonnes	-



Prompt Month	End of Month - Daily Settlement	Volume (inc UNA)	End of Month - MOI
Jan-00	\$ 709.00	-	-
May-00	\$ 720.00	-	-
Aug-00	\$ 720.00	-	-
Oct-00	\$ 720.00	-	-
Oct-00	\$ 720.00	-	-
Feb-01	\$ 720.00	-	-
Feb-02	\$ 720.00	-	-
Nov-02	\$ 720.00	-	-
Dec-02	\$ 720.00	-	-
Jan-06	\$ 720.00	-	-
Jun-07	\$ 720.00	-	-
Nov-11	\$ 720.00	-	-
Mar-12	\$ 720.00	-	-
Nov-17	\$ 720.00	-	-
Dec-21	\$ 720.00	-	-



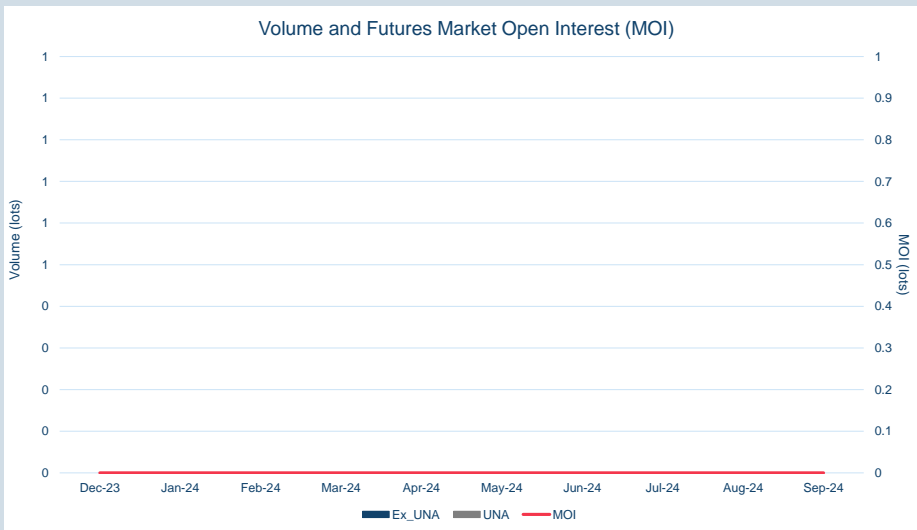


Front Month	
Average	\$626.90
Minimum	\$614.28
Maximum	\$648.91

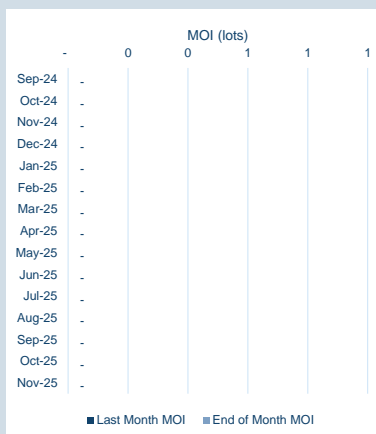
Volume (ex UNA) Sep-2024	
Lots	-

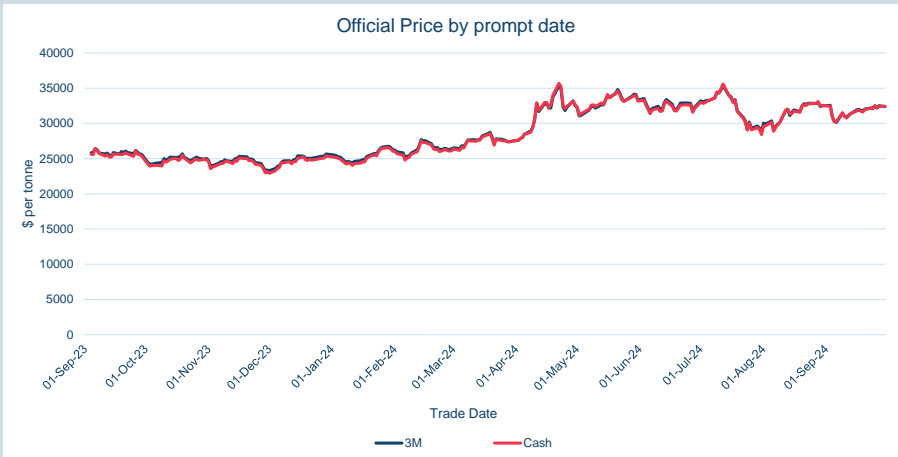
Volume (inc UNA) Sep-2024	
Lots	-
Tonnes	-

Volume Year To Date	
Lots	-
Tonnes	-



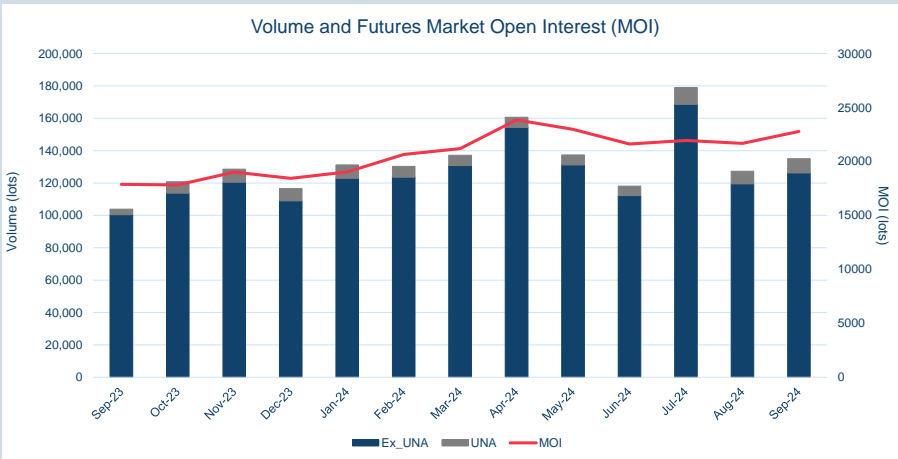
Prompt Month	End of Month - Daily Settlement	Volume (inc UNA)	End of Month - MOI
Sep-24	\$ 614.28	-	-
Oct-24	\$ 592.70	-	-
Nov-24	\$ 592.70	-	-
Dec-24	\$ 592.70	-	-
Jan-25	\$ 592.70	-	-
Feb-25	\$ 592.70	-	-
Mar-25	\$ 592.70	-	-
Apr-25	\$ 592.70	-	-
May-25	\$ 592.70	-	-
Jun-25	\$ 592.70	-	-
Jul-25	\$ 592.70	-	-
Aug-25	\$ 592.70	-	-
Sep-25	\$ 592.70	-	-
Oct-25	\$ 592.70	-	-
Nov-25	\$ 592.70	-	-





Cash	
Average	\$31,643.81
Minimum	\$30,200.00
Maximum	\$33,325.00

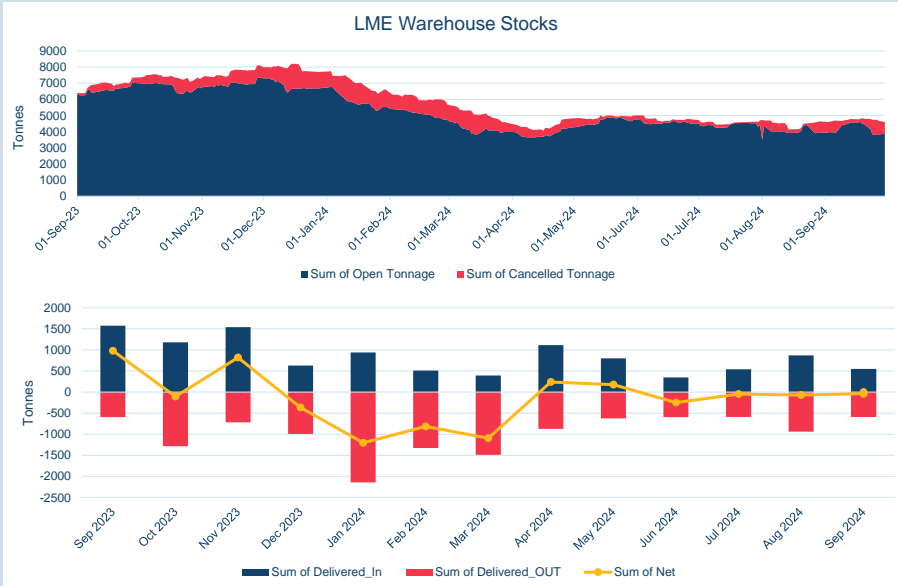
3M	
Average	\$31,670.00
Minimum	\$30,150.00
Maximum	\$33,305.00



Volume (ex UNA) Sep-2024	
Lots	126,270

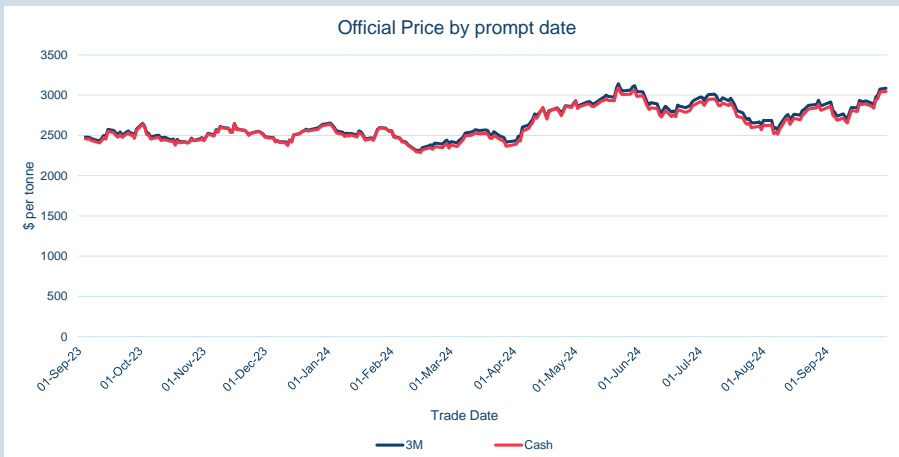
Volume (inc UNA) Sep-2024	
Lots	134,996
Tonnes	674,980

Volume Year To Date	
Lots	1,255,924
Tonnes	6,279,620



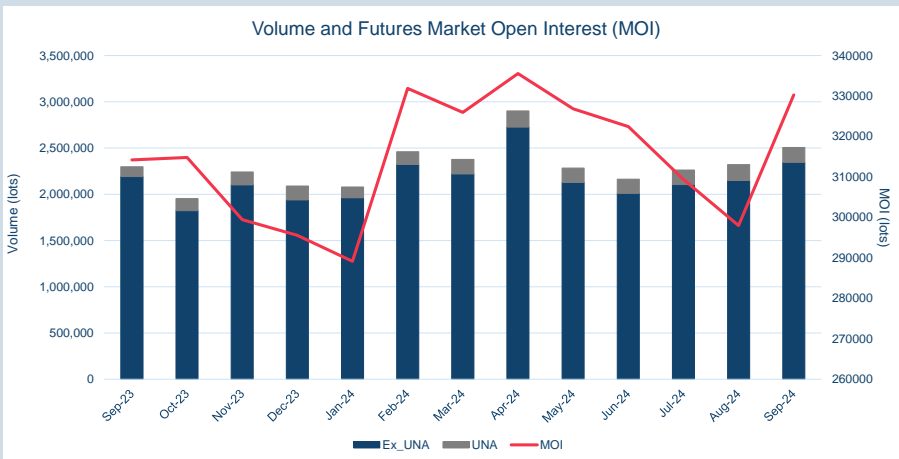
Warehouse Stock - Sep-24	
Delivered In	550
Delivered Out	-585
Net	-35

Warehouse Stock - Year to Date	
Delivered In	6,065
Delivered Out	-9,170
Net	-3,105



Cash	
Average	\$2,840.79
Minimum	\$2,653.00
Maximum	\$3,075.50

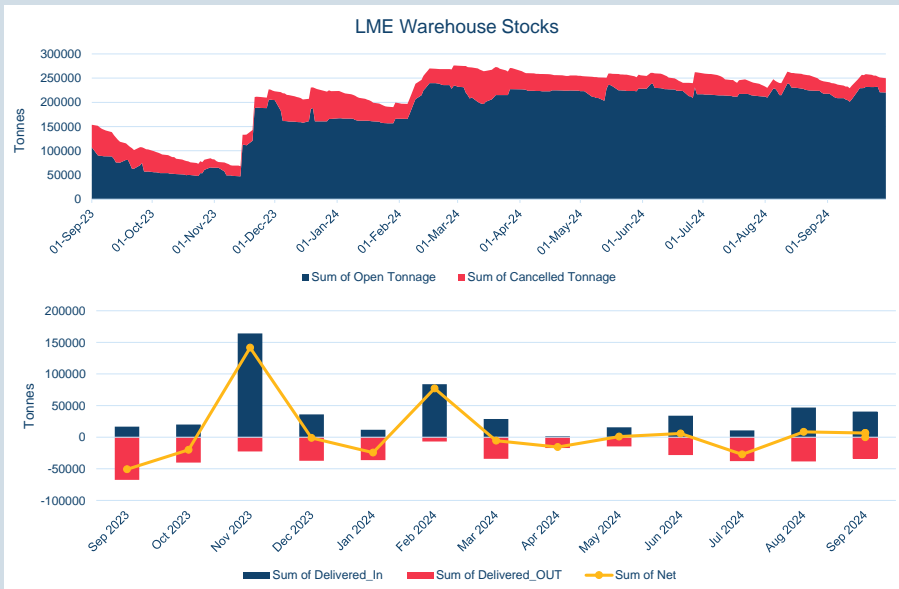
3M	
Average	\$2,883.86
Minimum	\$2,698.50
Maximum	\$3,111.00



Volume (ex UNA) Sep-2024	
Lots	2,345,895

Volume (inc UNA) Sep-2024	
Lots	2,505,868
Tonnes	62,646,700

Volume Year To Date	
Lots	21,350,645
Tonnes	533,766,125



Warehouse Stock - Sep-24	
Delivered In	40,325
Delivered Out	-33,675
Net	6,650

Warehouse Stock - Year To Date	
Delivered In	273,700
Delivered Out	-247,050
Net	26,650